

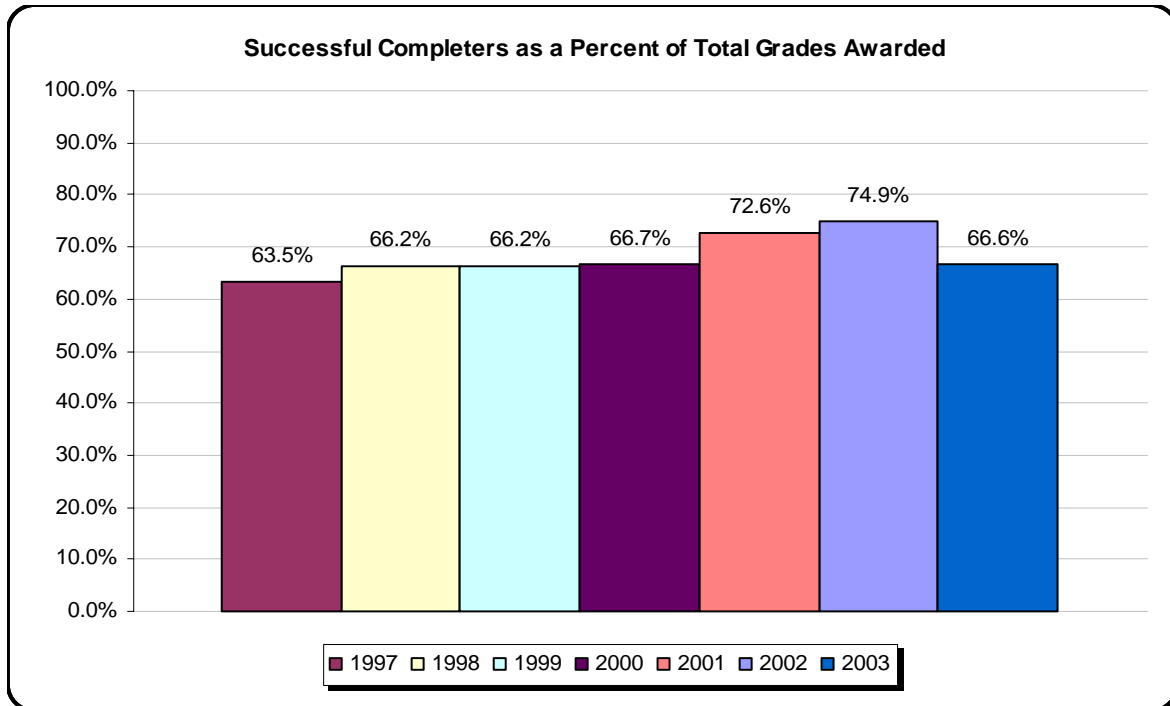
# SECTION 4



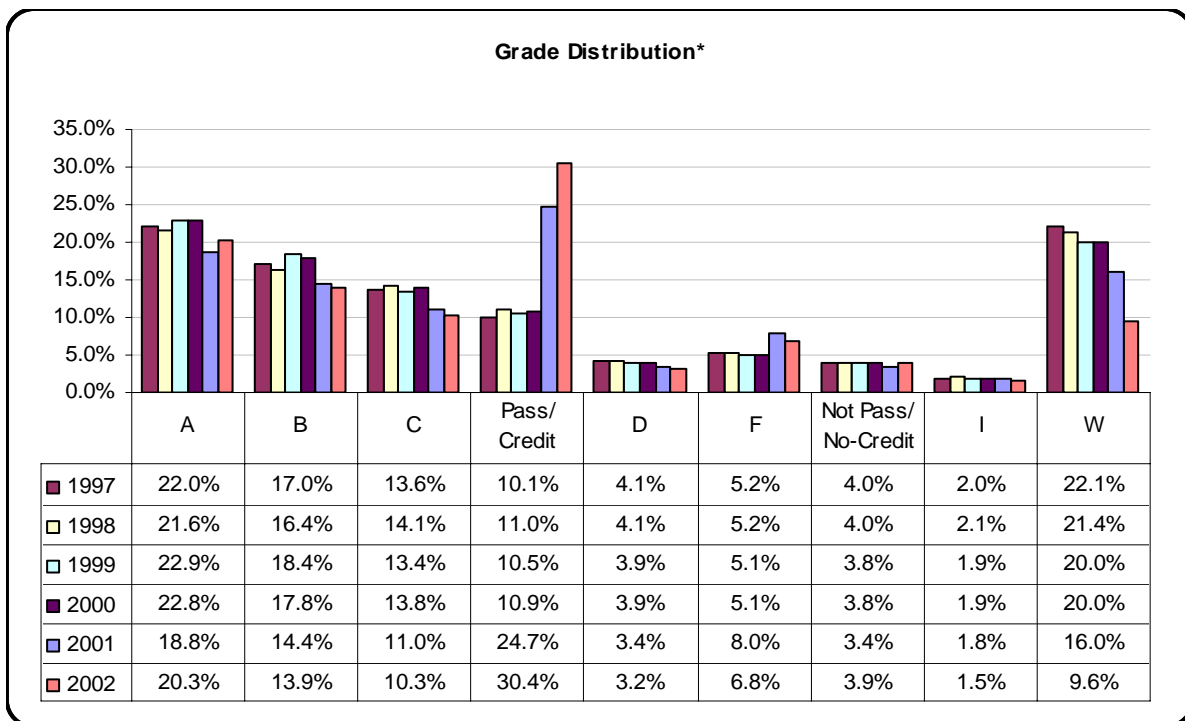
# STUDENT OUTCOMES



**Successful Course Completion  
Fall 1997 - Fall 2003**



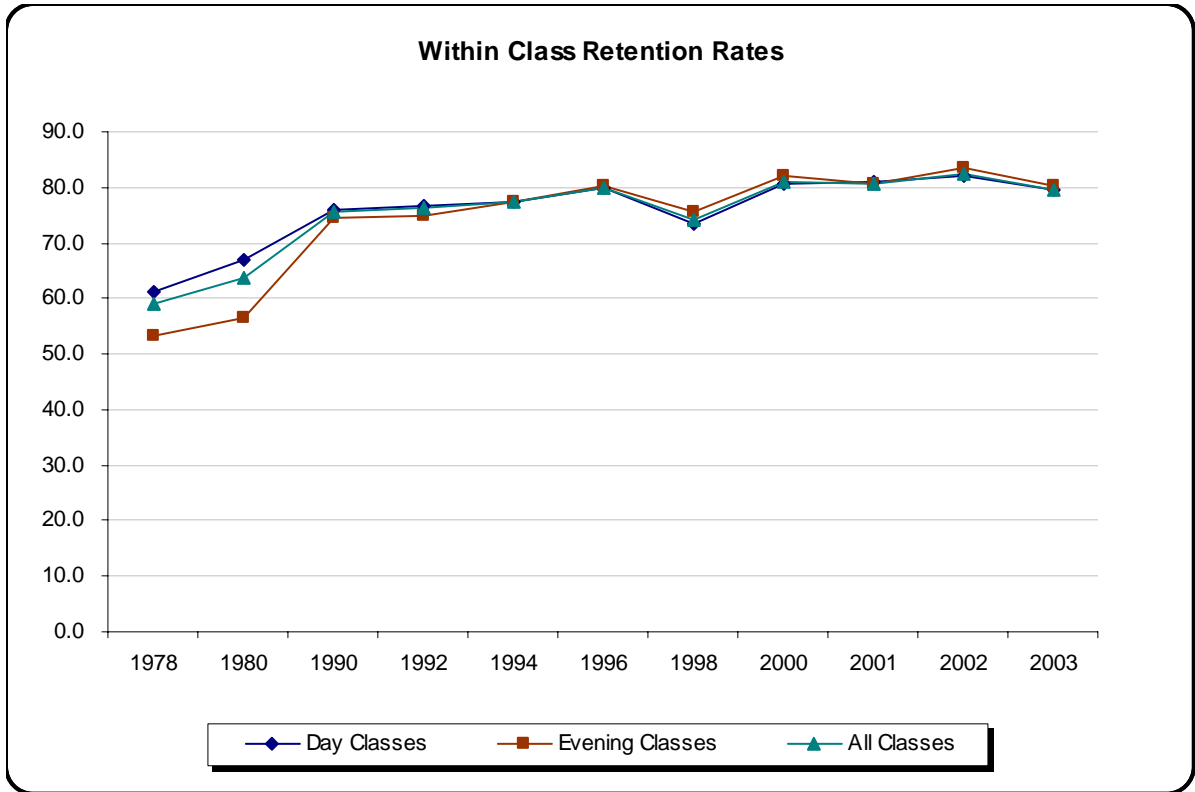
**Note:** Successful completion rate is the percentage of students who receive A, B, C, or pass (P) as compared with those who also receive W, D, F, or not pass (N).



**Source:** The Los Angeles Community College District Office of Institutional Research and Information, <http://research.laccd.edu/research/>

\* **Note:** The percentage of Pass/Credit grades increased dramatically in Fall 2001 with the advent of the LAPD Academy Program, which had many enrollments and which was graded on a CR/No CR basis.

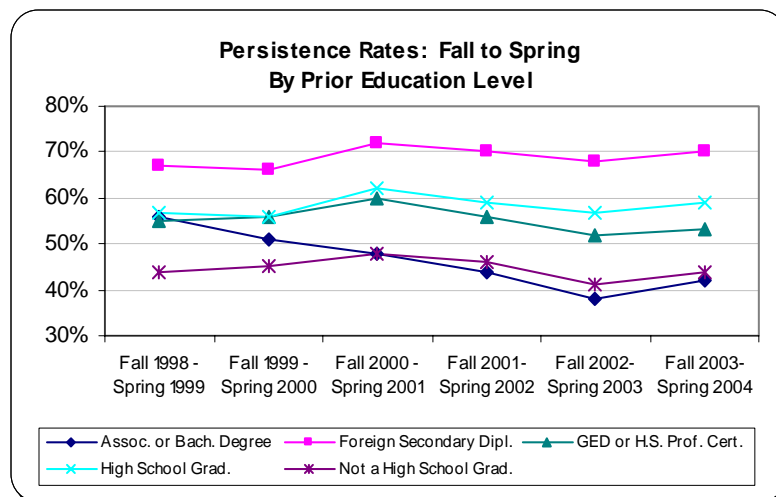
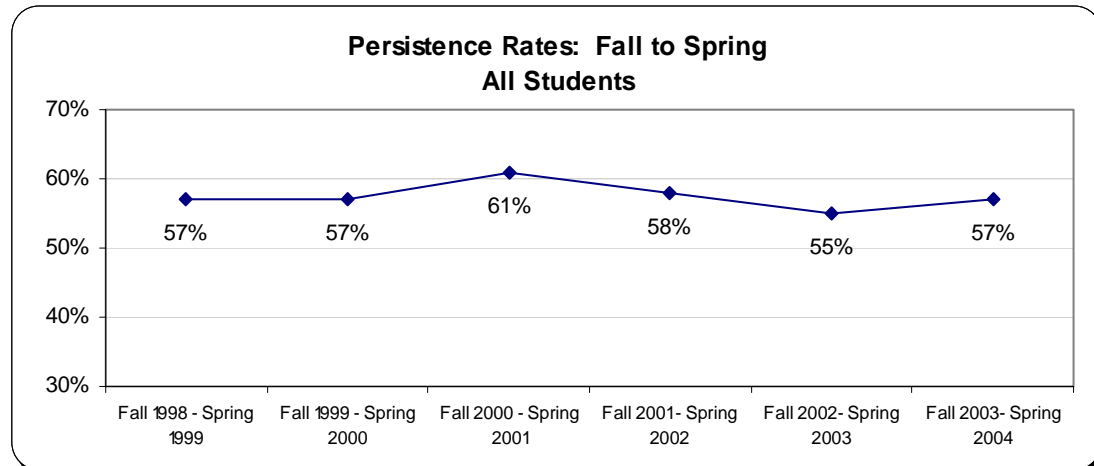
## Within Class Retention Rates (Census to End of Semester) Fall 1978 - Fall 2003



| Fall | Day Classes | Evening Classes | All Classes |
|------|-------------|-----------------|-------------|
| 1978 | 61.3        | 53.2            | 59.1        |
| 1980 | 66.8        | 56.4            | 63.6        |
| 1990 | 76.0        | 74.4            | 75.5        |
| 1992 | 76.8        | 74.8            | 76.2        |
| 1994 | 77.4        | 77.4            | 77.4        |
| 1996 | 79.8        | 80.3            | 79.9        |
| 1998 | 73.6        | 75.5            | 74.3        |
| 2000 | 80.5        | 82.0            | 81.1        |
| 2001 | 80.9        | 80.7            | 80.8        |
| 2002 | 82.0        | 83.5            | 82.6        |
| 2003 | 79.4        | 80.3            | 79.7        |

Source: The Los Angeles Community College District Office of Institutional Research and Information,  
<http://research.laccd.edu/research/>

**Persistence Rates:  
Enrollment in Spring Semester following Enrollment in Fall Semester  
Fall 1998 - Fall 2003**



| Fall to Spring Persistence Rates by Level of Prior Education |                         |                         |                         |                         |                         |                         |
|--|-------------------------|-------------------------|-------------------------|-------------------------|-------------------------|-------------------------|
|  | Fall 1998 - Spring 1999 | Fall 1999 - Spring 2000 | Fall 2000 - Spring 2001 | Fall 2001 - Spring 2002 | Fall 2002 - Spring 2003 | Fall 2003 - Spring 2004 |
| Assoc. or Bach. Degree                                       | 56%                     | 51%                     | 48%                     | 44%                     | 38%                     | 42%                     |
| Foreign Secondary Dipl.                                      | 67%                     | 66%                     | 72%                     | 70%                     | 68%                     | 70%                     |
| GED or H.S. Prof. Cert.                                      | 55%                     | 56%                     | 60%                     | 56%                     | 52%                     | 53%                     |
| High School Grad.  | 57%                     | 56%                     | 62%                     | 59%                     | 57%                     | 59%                     |
| Not a High School Grad.                                      | 44%                     | 45%                     | 48%                     | 46%                     | 41%                     | 44%                     |
| Unknown  | 33%                     | 43%                     | 48%                     | 43%                     | 37%                     | 41%                     |
| <b>All Students</b>  | <b>57%</b>              | <b>57%</b>              | <b>61%</b>              | <b>58%</b>              | <b>55%</b>              | <b>57%</b>              |

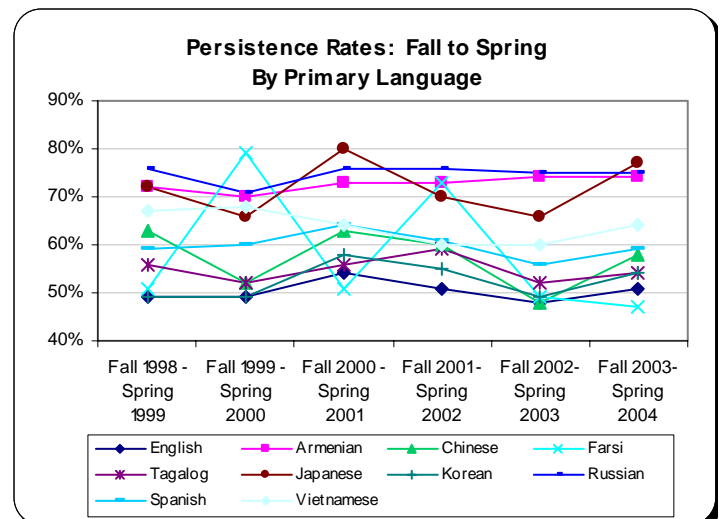
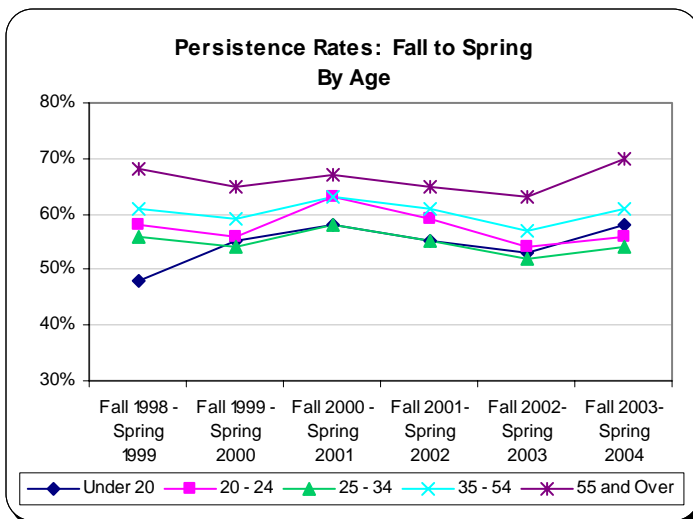
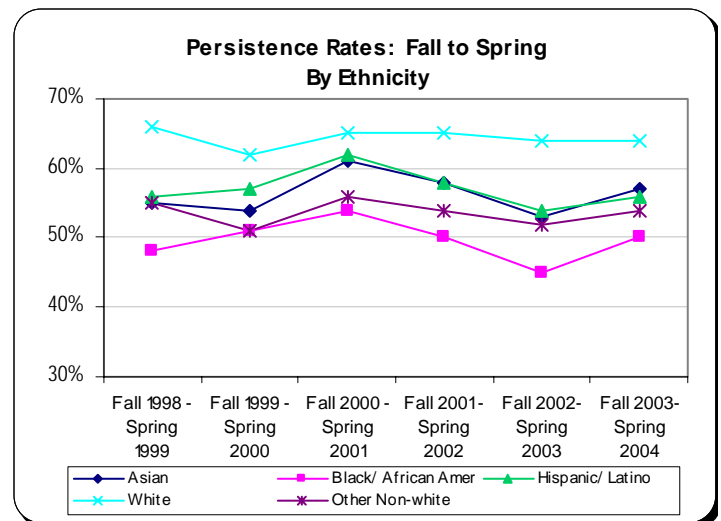
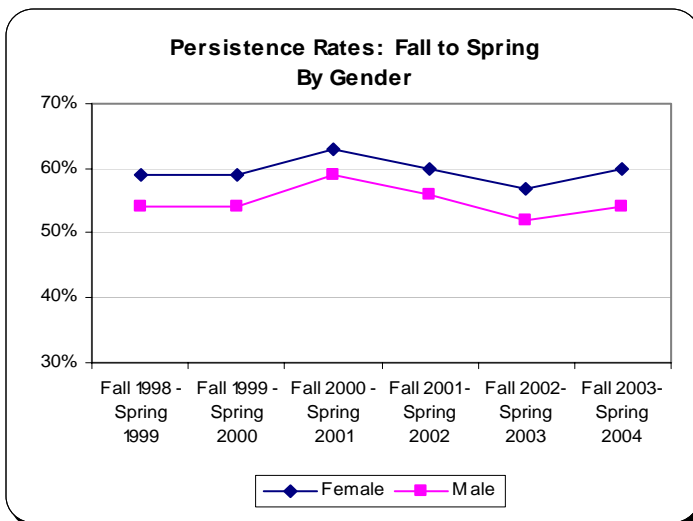
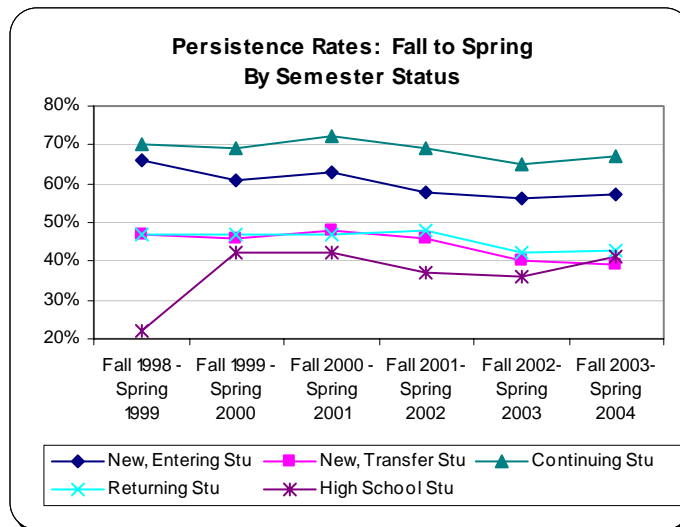
Source: The Los Angeles Community College District Student Information System (SIS)

## Persistence Rates: Enrollment in Spring Semester following Enrollment in Fall Semester Fall 1998 - Fall 2003

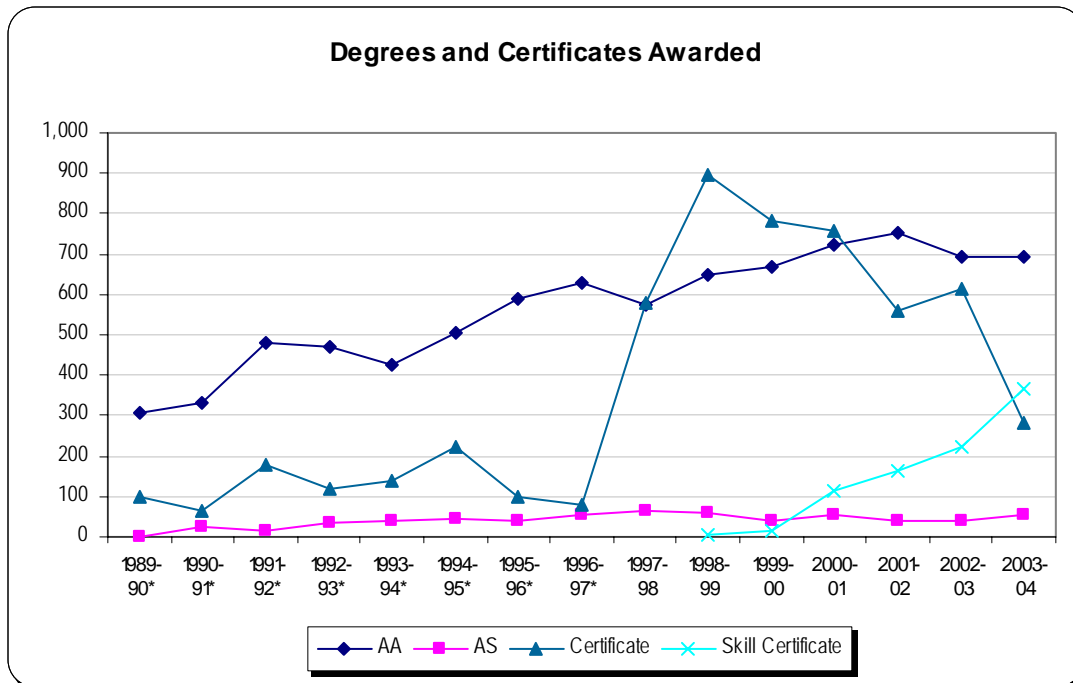
| Fall to Spring Persistence Rates by Semester Status  |                            |                            |                            |                            |                           |                           |
|--|----------------------------|----------------------------|----------------------------|----------------------------|---------------------------|---------------------------|
|  | Fall 1998 -<br>Spring 1999 | Fall 1999 -<br>Spring 2000 | Fall 2000 -<br>Spring 2001 | Fall 2001 -<br>Spring 2002 | Fall 2002-<br>Spring 2003 | Fall 2003-<br>Spring 2004 |
| New, Entering Stu                                    | 66%                        | 61%                        | 63%                        | 58%                        | 56%                       | 57%                       |
| New, Transfer Stu                                    | 47%                        | 46%                        | 48%                        | 46%                        | 40%                       | 39%                       |
| Continuing Stu                                       | 70%                        | 69%                        | 72%                        | 69%                        | 65%                       | 67%                       |
| Returning Stu  | 47%                        | 47%                        | 47%                        | 48%                        | 42%                       | 43%                       |
| High School Stu                                      | 22%                        | 42%                        | 42%                        | 37%                        | 36%                       | 41%                       |
| Unknown  | 20%                        | 19%                        | 27%                        | 23%                        | 18%                       | 24%                       |
| Fall to Spring Persistence Rates by Gender           |                            |                            |                            |                            |                           |                           |
|  | Fall 1998 -<br>Spring 1999 | Fall 1999 -<br>Spring 2000 | Fall 2000 -<br>Spring 2001 | Fall 2001 -<br>Spring 2002 | Fall 2002-<br>Spring 2003 | Fall 2003-<br>Spring 2004 |
| Female   | 59%                        | 59%                        | 63%                        | 60%                        | 57%                       | 60%                       |
| Male   | 54%                        | 54%                        | 59%                        | 56%                        | 52%                       | 54%                       |
| Fall to Spring Persistence Rates by Ethnicity        |                            |                            |                            |                            |                           |                           |
|  | Fall 1998 -<br>Spring 1999 | Fall 1999 -<br>Spring 2000 | Fall 2000 -<br>Spring 2001 | Fall 2001 -<br>Spring 2002 | Fall 2002-<br>Spring 2003 | Fall 2003-<br>Spring 2004 |
| Asian  | 55%                        | 54%                        | 61%                        | 58%                        | 53%                       | 57%                       |
| Black/ African Amer                                  | 48%                        | 51%                        | 54%                        | 50%                        | 45%                       | 50%                       |
| Hispanic/ Latino                                     | 56%                        | 57%                        | 62%                        | 58%                        | 54%                       | 56%                       |
| White  | 66%                        | 62%                        | 65%                        | 65%                        | 64%                       | 64%                       |
| Other Non-white                                      | 55%                        | 51%                        | 56%                        | 54%                        | 52%                       | 54%                       |
| Unknown  | 52%                        | 52%                        | 63%                        | 57%                        | 49%                       | 55%                       |
| Fall to Spring Persistence Rates by Age              |                            |                            |                            |                            |                           |                           |
|  | Fall 1998 -<br>Spring 1999 | Fall 1999 -<br>Spring 2000 | Fall 2000 -<br>Spring 2001 | Fall 2001 -<br>Spring 2002 | Fall 2002-<br>Spring 2003 | Fall 2003-<br>Spring 2004 |
| Under 20   | 48%                        | 55%                        | 58%                        | 55%                        | 53%                       | 58%                       |
| 20 - 24  | 58%                        | 56%                        | 63%                        | 59%                        | 54%                       | 56%                       |
| 25 - 34  | 56%                        | 54%                        | 58%                        | 55%                        | 52%                       | 54%                       |
| 35 - 54  | 61%                        | 59%                        | 63%                        | 61%                        | 57%                       | 61%                       |
| 55 and Over  | 68%                        | 65%                        | 67%                        | 65%                        | 63%                       | 70%                       |
| Fall to Spring Persistence Rates by Primary Language |                            |                            |                            |                            |                           |                           |
|  | Fall 1998 -<br>Spring 1999 | Fall 1999 -<br>Spring 2000 | Fall 2000 -<br>Spring 2001 | Fall 2001 -<br>Spring 2002 | Fall 2002-<br>Spring 2003 | Fall 2003-<br>Spring 2004 |
| English  | 49%                        | 49%                        | 54%                        | 51%                        | 48%                       | 51%                       |
| Armenian   | 72%                        | 70%                        | 73%                        | 73%                        | 74%                       | 74%                       |
| Chinese  | 63%                        | 52%                        | 63%                        | 60%                        | 48%                       | 58%                       |
| Farsi  | 51%                        | 79%                        | 51%                        | 73%                        | 49%                       | 47%                       |
| Tagalog  | 56%                        | 52%                        | 56%                        | 59%                        | 52%                       | 54%                       |
| Japanese   | 72%                        | 66%                        | 80%                        | 70%                        | 66%                       | 77%                       |
| Korean   | 49%                        | 49%                        | 58%                        | 55%                        | 49%                       | 54%                       |
| Russian  | 76%                        | 71%                        | 76%                        | 76%                        | 75%                       | 75%                       |
| Spanish  | 59%                        | 60%                        | 64%                        | 61%                        | 56%                       | 59%                       |
| Vietnamese   | 67%                        | 68%                        | 64%                        | 60%                        | 60%                       | 64%                       |
| Other  | 60%                        | 58%                        | 65%                        | 61%                        | 60%                       | 60%                       |
| Unknown  | 71%                        | 66%                        | 73%                        | 56%                        | 49%                       | 63%                       |
| <i>All Students</i>                                  | <i>57%</i>                 | <i>57%</i>                 | <i>61%</i>                 | <i>58%</i>                 | <i>55%</i>                | <i>57%</i>                |

**Source:** The Los Angeles Community College District Student Information System (SIS)

## Persistence Rates: Enrollment in Spring Semester following Enrollment in Fall Semester Fall 1998 - Fall 2003



### Degrees and Certificates Awarded 1989-1990 to 2003-2004

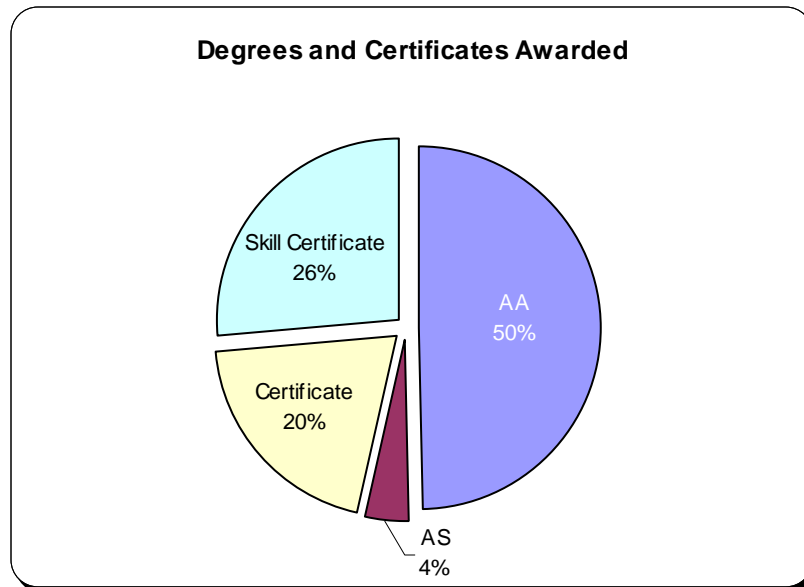


|          | AA  | AS | Certificate | Skill Certificate | Total |
|----------|-----|----|-------------|-------------------|-------|
| 1989-90* | 307 | 1  | 100         |                   | 408   |
| 1990-91* | 330 | 24 | 66          |                   | 420   |
| 1991-92* | 481 | 16 | 176         |                   | 673   |
| 1992-93* | 468 | 36 | 117         |                   | 621   |
| 1993-94* | 427 | 38 | 137         |                   | 602   |
| 1994-95* | 505 | 45 | 222         |                   | 772   |
| 1995-96* | 589 | 42 | 101         |                   | 732   |
| 1996-97* | 630 | 56 | 77          |                   | 763   |
| 1997-98  | 576 | 66 | 578         |                   | 1,220 |
| 1998-99  | 647 | 58 | 897         | 3                 | 1,605 |
| 1999-00  | 670 | 39 | 783         | 15                | 1,507 |
| 2000-01  | 723 | 55 | 759         | 112               | 1,649 |
| 2001-02  | 754 | 38 | 557         | 163               | 1,512 |
| 2002-03  | 694 | 42 | 612         | 222               | 1,570 |
| 2003-04  | 695 | 56 | 280         | 368               | 1,399 |

Source: The Los Angeles Community College District Student Information System (SIS)

\*Note: Certificates were underreported until 1997-1998.

## Degrees and Certificates Awarded 2003—2004



## Degrees and Certificates Awarded By Department and Program 1998-99 to 2003-04

| Associate in Arts            |                                |         |         |         |         |         |         |
|------------------------------|--------------------------------|---------|---------|---------|---------|---------|---------|
| Department                   | College Program                | 1998-99 | 1999-00 | 2000-01 | 2001-02 | 2002-03 | 2003-04 |
| Art/ Architecture            | Architecture                   | 4       | 4       | 3       | 2       | 3       |         |
|                              | Art - Graphic Design           | 7       | 7       | 5       | 13      | 13      | 13      |
|                              | Art- General                   | 13      | 10      | 9       | 13      | 13      | 11      |
|                              | Art- Three Dimensional         |         |         |         |         |         | 2       |
|                              | Art- Two Dimensional           |         |         |         |         | 1       | 1       |
| Business Administration      | Accounting                     | 48      | 33      | 37      | 33      | 38      | 34      |
|                              | Advertising                    |         | 2       |         |         | 1       | 1       |
|                              | Bookkeeping                    |         |         | 1       | 1       |         |         |
|                              | Business Administration        | 67      | 69      | 97      | 106     | 92      | 109     |
|                              | Finance and Banking            | 5       | 2       | 4       | 1       | 3       |         |
|                              | International Business         |         |         |         | 1       | 3       |         |
|                              | Management                     | 4       | 7       | 7       | 3       | 6       | 10      |
|                              | Management- Business Office    |         |         |         | 1       | 1       | 1       |
|                              | Marketing and Sales            | 2       | 4       | 3       | 5       | 2       | 2       |
|                              | Real Estate                    | 4       | 3       | 3       | 8       | 2       | 1       |
|                              | Transportation/Travel/Tourism  | 11      | 7       | 1       | 6       | 3       | 1       |
| CAOT                         | Administrative Secretary       | 13      | 3       | 2       | 4       | 23      | 18      |
|                              | Clerical Office Assistant      | 14      | 22      | 26      | 30      |         |         |
|                              | Computer Applications Speciali | 14      | 6       | 6       | 2       |         | 4       |
|                              | Legal Secretary                | 8       | 8       | 1       | 4       | 2       |         |
|                              | Medical Office Assistant       | 9       | 12      | 5       | 4       | 4       | 1       |
| Cinema/ Television           | Cinema Production              | 14      | 22      | 18      | 5       |         |         |
|                              | Cinema Production; Cinematog   |         |         |         | 10      | 14      | 16      |
|                              | Television Production          | 9       | 7       | 9       | 7       | 9       | 3       |
| Dental Technology            | Dental Technology              | 1       |         |         |         |         |         |
| English                      | English                        | 6       | 5       | 6       | 3       | 5       | 5       |
| Family & Consumer Studies    | Child Development - A          | 29      | 26      | 32      | 30      | 13      | 32      |
|                              | Child Development - B          | 24      | 44      | 33      | 31      | 35      | 29      |
| Foreign Language/ Humanities | Chinese                        | 2       |         |         | 1       | 3       |         |
|                              | French                         | 1       |         |         | 2       | 1       | 1       |
|                              | German                         |         |         |         | 1       |         |         |
|                              | Humanities                     |         |         |         |         |         | 1       |
|                              | Italian                        |         |         | 2       |         |         |         |
|                              | Japanese                       | 1       | 1       | 1       | 1       |         | 7       |
|                              | Spanish                        | 11      | 5       | 12      | 4       | 7       | 4       |
| Law/ AJ                      | Administration of Justice      | 25      | 32      | 32      | 41      | 28      | 19      |
|                              | Business Law                   | 2       |         |         | 2       | 2       | 1       |
|                              | Corrections                    |         |         |         |         | 1       | 1       |
|                              | Legal Assistant/Paralegal      | 16      | 12      | 15      | 14      | 5       | 3       |

Continued on next page.

Source: The Los Angeles Community College District Student Information System (SIS)

**Degrees and Certificates Awarded  
By Department and Program  
1998-99 to 2003-04**

| <b>Associate in Arts, continued</b> |                                |                |                |                |                |                |                |
|-------------------------------------|--------------------------------|----------------|----------------|----------------|----------------|----------------|----------------|
| <i>Department</i>                   | <i>College Program</i>         | <b>1998-99</b> | <b>1999-00</b> | <b>2000-01</b> | <b>2001-02</b> | <b>2002-03</b> | <b>2003-04</b> |
| Liberal Arts                        | Liberal Arts                   | 195            | 233            | 292            | 290            | 290            | 295            |
| Math/ CSIT/ Electronics             | Biomedical Electronics Techno  |                |                |                |                |                | 1              |
|                                     | Computer Information Systems   | 3              |                |                |                | 2              | 4              |
|                                     | Computer Science               | 22             | 27             | 22             | 30             | 21             | 19             |
|                                     | Mathematics                    | 1              |                |                |                |                |                |
|                                     | Microprocessor Systems Tech    |                | 2              |                |                |                |                |
|                                     | Programming Languages          | 1              |                |                |                |                |                |
| Media Arts                          | Applied Photography            | 2              | 1              | 2              | 1              | 4              | 2              |
|                                     | Journalism                     | 1              |                |                | 2              | 3              | 1              |
|                                     | Photography                    | 3              | 1              |                | 1              | 2              |                |
| Music                               | Music                          | 10             | 6              | 7              | 3              | 2              | 3              |
| Nursing                             | Pre-Nursing and Health Related | 3              | 9              | 2              | 2              | 2              | 2              |
| Physics/ Engineering                | Engineering and Technology     |                | 1              | 1              |                |                |                |
|                                     | Engineering, General           | 1              |                |                |                |                |                |
| Psychology                          | Human Services - Drug/Alcho    | 2              | 1              | 4              | 8              | 2              | 6              |
|                                     | Human Services - Generalist    | 30             | 29             | 16             | 22             | 28             | 19             |
|                                     | Public Administration          | 1              |                |                |                |                |                |
| Radiologic Technology               | Radiologic Technology          |                |                | 2              |                |                |                |
| Social Science                      | Afro-American Studies          | 1              | 1              |                |                | 1              | 1              |
|                                     | Chicano Studies                |                |                |                |                |                | 1              |
|                                     | Latin American Studies         | 1              |                |                |                |                |                |
|                                     | Modern Political Studies       | 2              | 1              | 1              |                | 1              | 3              |
| Theater                             | Theater Academy -Acting        |                |                |                |                | 1              | 3              |
|                                     | Theater, General               | 4              | 5              | 4              | 6              | 2              | 4              |
| <i>Total</i>                        |                                | <b>647</b>     | <b>670</b>     | <b>723</b>     | <b>754</b>     | <b>694</b>     | <b>695</b>     |

| <b>Associate in Science</b> |                                 |                |                |                |                |                |                |
|-----------------------------|---------------------------------|----------------|----------------|----------------|----------------|----------------|----------------|
| <i>Department</i>           | <i>College Program</i>          | <b>1998-99</b> | <b>1999-00</b> | <b>2000-01</b> | <b>2001-02</b> | <b>2002-03</b> | <b>2003-04</b> |
| Chemistry                   | Chemistry                       | 4              | 4              | 6              | 3              | 2              | 4              |
| Dental Technology           | Dental Technology               | 3              | 2              | 6              | 2              | 3              | 2              |
| Family & Consumer           | Child Development - B           |                |                |                |                | 1              |                |
|                             | Dietetic Technician             | 6              | 4              | 9              | 6              | 8              | 2              |
|                             | School Food Services Supervisor | 9              | 4              |                | 1              | 1              | 2              |
| Math/ CSIT/ Electronics     | Applications Software           | 1              |                |                |                |                |                |
|                             | Computer Science                | 11             |                |                |                |                |                |
|                             | Computer Technology             | 2              | 5              | 9              | 1              | 4              | 4              |
|                             | Electronic Systems              | 4              | 3              | 5              | 4              | 2              |                |
|                             | Electronics - Basic             | 4              |                |                |                |                |                |
|                             | Mathematics                     | 4              | 6              | 10             | 7              | 10             | 5              |
| Nursing                     | Pre-Nursing and Health Related  |                |                |                |                |                | 25             |
| Physics/ Engineering        | Engineering, General            | 3              | 3              | 3              |                | 1              | 2              |
|                             | Physics, General                | 2              | 3              |                | 2              |                | 1              |
| Radiologic Technology       | Radiologic Technology           | 4              | 5              | 7              | 12             | 10             | 9              |
| <i>Total</i>                |                                 | <b>58</b>      | <b>39</b>      | <b>55</b>      | <b>38</b>      | <b>42</b>      | <b>56</b>      |

## Degrees and Certificates Awarded By Department and Program 1998-99 to 2003-04

| Certificates                    |  |         |         |         |         |         |         |
|---------------------------------|--|---------|---------|---------|---------|---------|---------|
| <u>Department</u>               | <u>College Program</u>                   | 1998-99 | 1999-00 | 2000-01 | 2001-02 | 2002-03 | 2003-04 |
| Art/ Architecture               | Art- General                             |         | 1       |         |         |         |         |
| Business Administration         | Accounting                               |         |         | 1       |         |         |         |
|                                 | Accounting Technician                    | 5       | 8       | 4       |         | 4       | 3       |
|                                 | Advertising                              |         |         | 5       |         |         |         |
|                                 | Automated Accounting                     |         | 1       |         |         | 3       |         |
|                                 | Business Administration                  | 1       | 30      | 38      | 25      | 18      | 11      |
|                                 | Finance and Banking                      |         | 2       | 14      | 2       | 13      | 1       |
|                                 | International Business                   |         |         | 2       |         |         |         |
|                                 | Management                               | 7       | 33      | 54      | 32      | 5       | 9       |
|                                 | Management - Small Business              |         |         | 4       |         |         |         |
|                                 | Marketing and Sales                      | 7       | 16      | 27      | 12      | 12      | 2       |
|                                 | Real Estate                              |         |         | 6       |         |         |         |
|                                 | Real Estate - Finance                    | 1       |         | 4       |         |         |         |
|                                 | Real Estate - Investment                 |         |         | 3       |         |         |         |
|                                 | Real Estate - Marketing                  | 2       | 2       | 1       |         |         |         |
| CAOT                            | Administrative Secretary                 | 21      | 22      | 7       | 4       | 8       | 9       |
|                                 | Clerical Office Assistant                | 67      | 35      | 27      | 33      | 35      | 33      |
|                                 | Computer Applications Specialist         | 21      | 18      | 3       |         |         | 7       |
|                                 | Legal Secretary                          | 6       | 3       | 2       | 3       | 2       | 1       |
|                                 | Medical Office Assistant                 | 11      | 9       | 6       | 10      | 2       | 7       |
|                                 | Micro-Computer Business Applications     | 2       | 1       | 4       |         |         | 1       |
| Cinema/ Television              | Cinema Production                        | 16      | 27      |         |         |         |         |
|                                 | Cinema Production; Cinematography Skills |         |         | 19      | 27      | 24      | 32      |
|                                 | Cinematography Skills Award (Level II)   | 1       |         | 4       | 8       | 7       | 5       |
|                                 | Television Production                    | 8       | 10      | 8       | 5       | 6       | 9       |
| Dental Technology               | Dental Technology                        | 12      | 20      | 11      | 25      | 11      | 8       |
| Family & Consumer               | Child Development - A                    | 40      | 1       |         |         |         |         |
|                                 | Child Development - B                    | 20      |         | 1       |         |         |         |
|                                 | Child Development Site Supervisor        | 1       | 5       | 7       | 8       | 9       | 20      |
|                                 | Child Development Teacher I              | 77      | 55      | 9       |         |         |         |
|                                 | Child Development Teacher II             | 26      | 22      | 59      | 38      | 41      | 22      |
|                                 | Child Development Teacher III            |         | 13      | 19      | 9       | 27      | 13      |
|                                 | Dietetic Service Supervisor              | 18      | 17      | 14      | 14      | 5       | 8       |
|                                 | Dietetic Technician                      | 9       | 6       | 18      | 10      |         |         |
|                                 | School Food Services Manager             |         | 2       | 2       |         |         | 2       |
| School Food Services Supervisor | 6  |         | 2       | 1       |         |         |         |
| Foreign Language/               | Chinese                                  | 1       |         |         |         |         |         |
| Law/ AJ                         | Administration of Justice                | 380     | 324     | 238     | 175     | 298     | 12      |
|                                 | Corrections                              |         |         | 1       |         | 2       |         |
|                                 | Legal Assistant/Paralegal                | 18      | 17      | 19      | 14      | 14      | 21      |
| Liberal Arts                    | Liberal Arts                             | 1       |         | 3       |         |         |         |

*Continued on next page.*

**Source:** The Los Angeles Community College District Student Information System (SIS)

**Degrees and Certificates Awarded  
By Department and Program  
1998-99 to 2003-04**

| <u>Department</u>       | <u>College Program</u>                       | 1998-99    | 1999-00    | 2000-01    | 2001-02    | 2002-03    | 2003-04    |
|-------------------------|--|------------|------------|------------|------------|------------|------------|
| Math/ CSIT/ Electronics | Applications Software                        | 8          | 7          |            | 1          | 2          |            |
|                         | Biomedical Electronics Technology            | 1          |            |            |            |            |            |
|                         | Certified Network Engineer                   |            | 3          | 9          |            | 1          |            |
|                         | Computer Information Systems                 |            |            |            |            | 1          |            |
|                         | Computer Operator                            |            | 1          | 3          | 2          | 1          | 1          |
|                         | Computer Science                             |            |            | 1          |            |            |            |
|                         | Computer Technology                          |            |            |            |            | 2          |            |
|                         | Electronic Systems                           | 2          |            |            | 2          |            |            |
|                         | Electronics - Basic                          |            |            | 2          | 1          | 1          |            |
|                         | Programming Languages                        | 5          | 7          | 3          | 4          | 2          | 1          |
| Media Arts              | Journalism                                   |            |            | 8          |            |            |            |
|                         | Photography - Color                          | 2          |            | 3          | 5          | 3          |            |
|                         | Photography - Commercial                     | 1          |            | 4          | 3          | 3          |            |
|                         | Photography - Freelance                      |            |            | 3          | 3          | 4          |            |
| Music                   | Instrumental Performer, Brass Level II       | 2          |            |            |            |            |            |
|                         | Instrumental Performer, Guitar Level I       |            |            | 7          |            |            |            |
|                         | Instrumental Performer, Guitar Level II      |            |            | 2          |            |            |            |
|                         | Instrumental Performer, Woodwinds: Level I   |            |            | 2          |            |            | 1          |
|                         | Instrumental Performer, Woodwinds: Level II  |            |            | 1          |            |            |            |
|                         | Instrumental Performer, Woodwinds: Level III |            |            | 7          |            |            |            |
|                         | Music  | 2          | 1          |            |            |            |            |
|                         | Orchestrator/ Arranger                       |            |            | 1          |            |            |            |
| Nursing                 | Pre-Nursing and Health Related Majors        | 14         | 1          | 2          |            |            |            |
| Physics/ Engineering    | Engineering, General                         |            |            | 3          |            |            |            |
| Psychology              | Human Services - Drug/Alcohol                | 29         | 10         | 20         | 20         | 26         | 29         |
|                         | Human Services - Generalist                  | 18         | 14         | 22         | 24         | 20         | 12         |
| Radiologic Technology   | Radiologic Technology                        | 9          | 7          | 10         | 12         |            |            |
| Theater                 | Theater Academy -Acting                      | 19         |            |            | 18         |            |            |
|                         | Theater Academy -Costume Const & W           |            |            |            | 1          |            |            |
|                         | Theater Academy -Stage Management &          |            |            |            | 6          |            |            |
|                         | Theater, General                             |            | 32         |            |            |            |            |
| <i>Total</i>            |  | <i>897</i> | <i>783</i> | <i>759</i> | <i>557</i> | <i>612</i> | <i>280</i> |

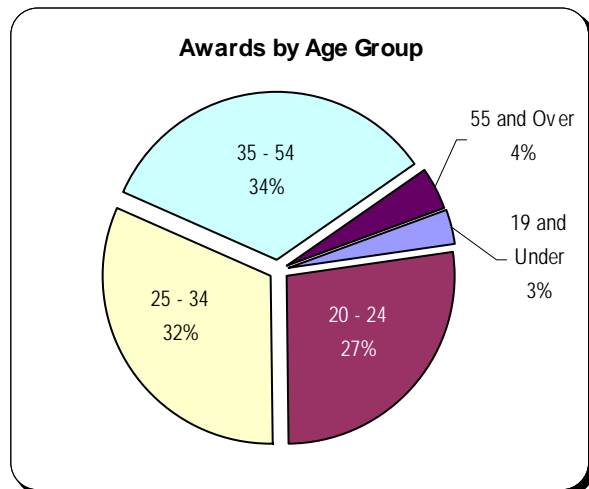
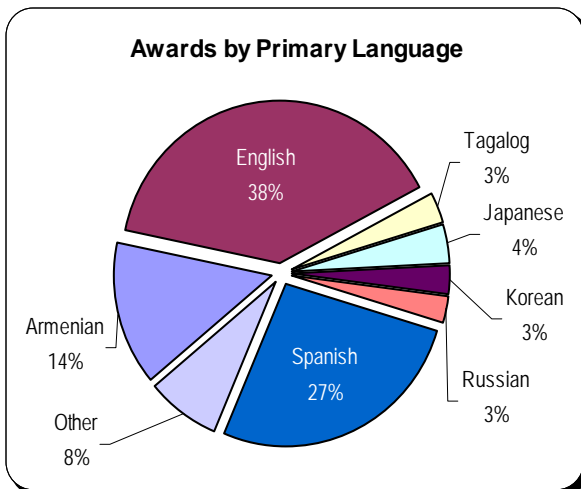
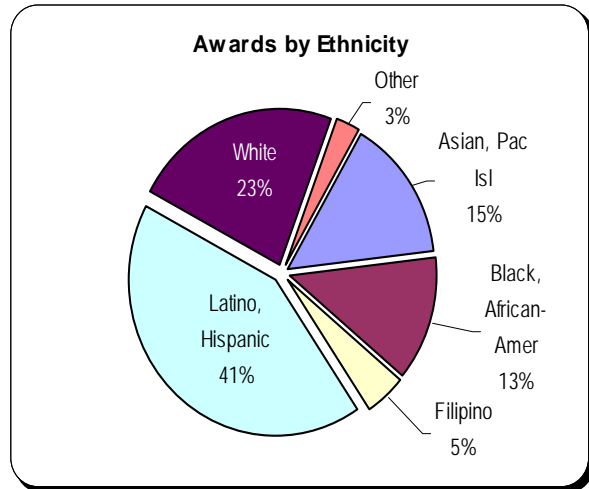
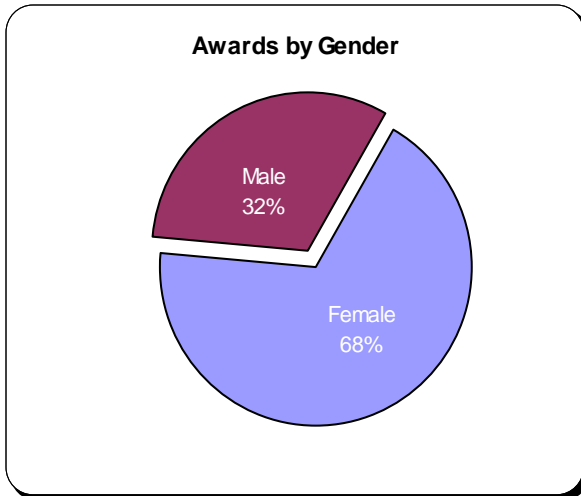
## Degrees and Certificates Awarded By Department and Program

1998-99 to 2003-04

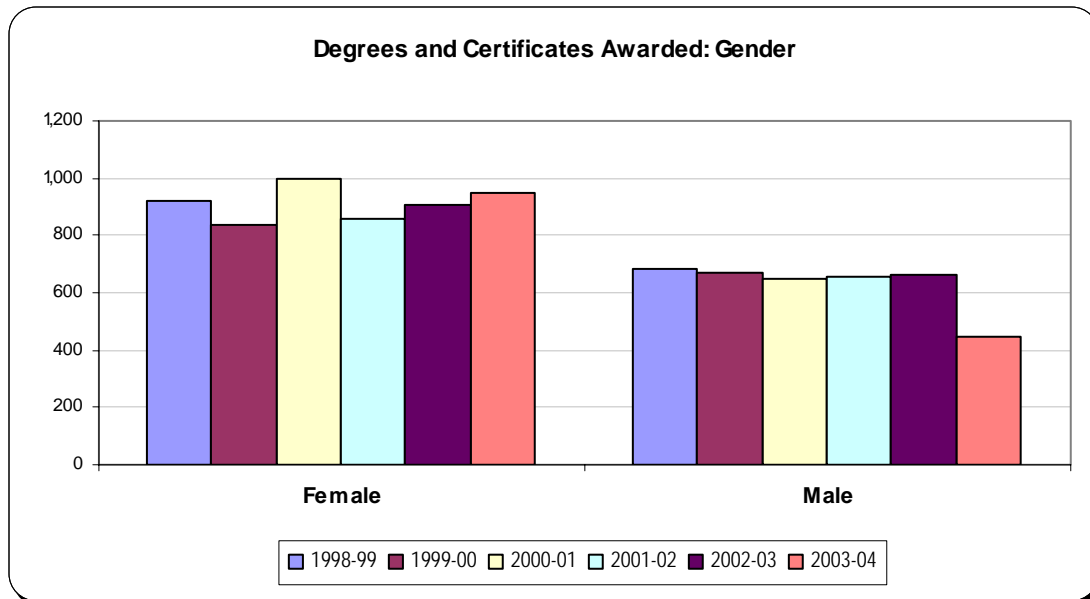
### Skill Certificates

| <u>Department</u>                              | <u>College Program</u>                            | 1998-99                                  | 1999-00   | 2000-01    | 2001-02    | 2002-03    | 2003-04    |
|--|---|--|-----------|------------|------------|------------|------------|
| Business Admin                                 | Automated Accounting                              |  |           |            |            |            | 1          |
| CAOT   | Administrative Secretary                          |  |           |            |            |            | 11         |
|  | Basic Administrative Office Assistant Certificate |  |           |            |            |            | 8          |
|  | Clerical Office Assistant                         |  |           |            |            |            | 9          |
|  | EXPERT DESKTOP PUBLISHING SPECIALIST              |  |           |            |            |            | 1          |
|  | Legal Secretary                                   |  |           |            |            |            | 12         |
|  | Medical Office Assistant                          |  |           |            |            |            | 37         |
|  | Cinema/ Television                                | Beginning Film and Television Production |           |            |            |            | 2          |
| Cinema Post-Production Skills Award            |   |  |           |            |            | 4          | 4          |
| Cinema Production; Cinematography Skills Award |   |  |           |            | 7          | 5          | 1          |
| Cinematography Skills Award (Level II)         |   |  |           |            |            | 1          | 1          |
| Television Production                          |   |  |           |            | 8          | 6          | 16         |
| Family & Consumer                              | Child Development - A                             |  |           | 2          | 9          | 4          | 9          |
|  | Child Development - B                             |  |           | 2          | 3          | 9          | 7          |
|  | Child Development Teacher I                       | 3  | 14        | 107        | 95         | 155        | 134        |
| Law/ AJ  | Custody Assistant                                 |  |           |            |            |            | 1          |
|  | Evidence Technician/Forensics Skill Certificate   |  |           |            |            |            | 10         |
|  | Fingerprint Classification Certificate            |  |           |            |            |            | 18         |
| Math/ CSIT/ Electronics                        | Certified Network Engineer                        |  | 1         |            | 3          | 3          |            |
|  | Computer Networking                               |  |           |            | 1          | 1          |            |
|  | Database Administration                           |  |           |            |            |            | 2          |
|  | Electronic Commerce Cert., (UNIX) Apache, Level   |  |           |            | 2          | 1          |            |
|  | Webmaster Cert., Graphic Arts Emphasis (Level 1)  |  |           |            | 3          | 2          |            |
|  | Webmaster Cert., Server Admin Emphasis (Apach     |  |           | 1          | 2          | 1          |            |
|  | Webmaster Cert., Web Page Devices (Level 1)       |  |           |            | 4          | 1          |            |
| Music  | INSTRUMENTAL PERFORMER, BRASS: LEVEL              |  |           |            |            |            | 1          |
|  | Instrumental Performer, Guitar Level I            |  |           |            | 3          | 3          | 2          |
|  | Instrumental Performer, Guitar Level II           |  |           |            | 1          |            | 2          |
|  | Instrumental Performer, Organ: Level I            |  |           |            |            | 1          |            |
|  | Instrumental Performer, Percussion Level I        |  |           |            | 1          |            | 1          |
|  | Instrumental Performer, Piano Level I             |  |           |            | 3          | 6          | 5          |
|  | Instrumental Performer, Piano Level II            |  |           |            | 2          | 1          | 2          |
|  | Instrumental Performer, Piano Level III           |  |           |            | 1          | 1          |            |
|  | Instrumental Performer, Piano Level IV            |  |           |            | 1          |            |            |
|  | Instrumental Performer, Strings: Level I          |  |           |            |            | 1          |            |
|  | Instrumental Performer, Strings: Level II         |  |           |            |            | 1          |            |
|  | Instrumental Performer, Woodwinds: Level I        |  |           |            |            | 2          | 1          |
|  | Music Copyist: Level I                            |  |           |            | 1          | 1          | 1          |
|  | Music Copyist: Level II                           |  |           |            | 1          |            |            |
|  | Music Technology: Level I                         |  |           |            | 4          | 4          | 1          |
|  | Music Technology: Level II                        |  |           |            | 3          |            | 1          |
|  | Music Technology: Level III                       |  |           |            | 1          |            |            |
|  | Orchestrator/ Arranger                            |  |           |            |            |            | 1          |
|  | Orchestrator/ Arranger: Level I                   |  |           |            |            |            | 3          |
|  | ORCHESTRATOR/ARRANGER: LEVEL II                   |  |           |            |            |            | 2          |
|  | Vocal Performer: Level I                          |  |           |            | 3          | 3          | 2          |
|  | Vocal Performer: Level II                         |  |           |            | 1          |            | 1          |
|  | Theater   | Professional Technical Theater- Level 1  |           |            |            |            |            |
| Theater Academy -Acting                        |   |  |           |            |            |            | 37         |
| <b>Total</b>                                   |   | <b>3</b>                                 | <b>15</b> | <b>112</b> | <b>163</b> | <b>222</b> | <b>368</b> |

**Degrees and Certificates Awarded  
Demographic Summary  
2003-04**



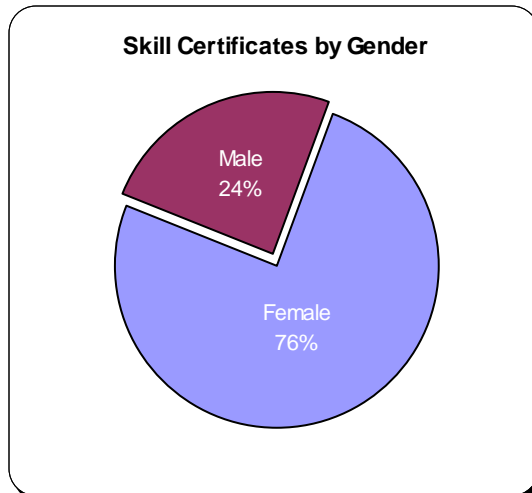
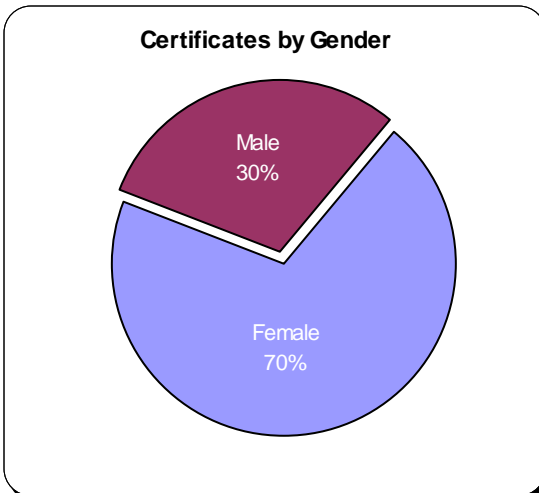
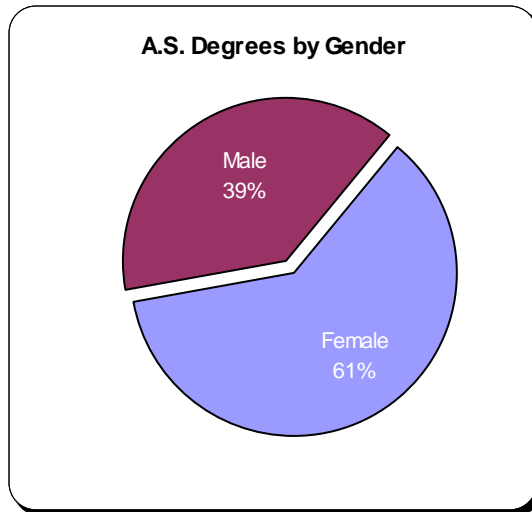
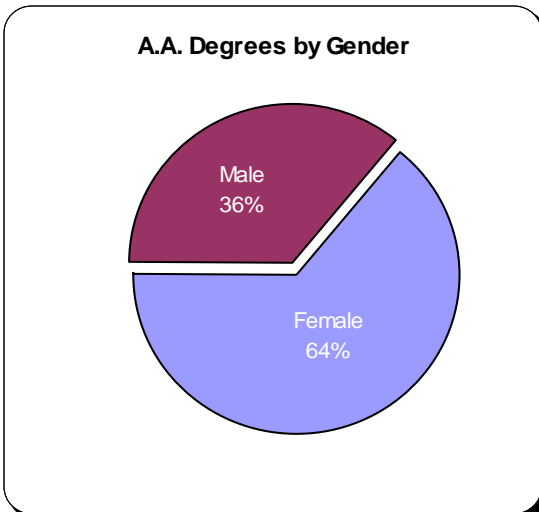
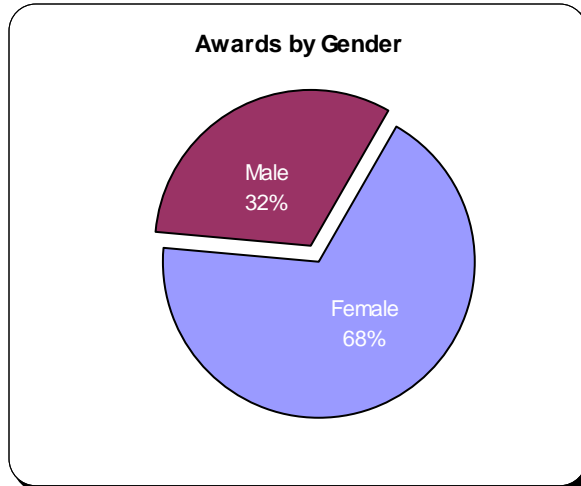
### Associate Degrees and Certificates Awarded - Gender 1998-1999 to 2003-2004



|        |                   | 1998-99      |             | 1999-00      |             | 2000-01      |             | 2001-02      |             | 2002-03      |             | 2003-04      |             |
|--------|-------------------|--------------|-------------|--------------|-------------|--------------|-------------|--------------|-------------|--------------|-------------|--------------|-------------|
| Female | AA                | 423          | 26%         | 402          | 27%         | 454          | 28%         | 447          | 30%         | 451          | 29%         | 444          | 32%         |
|        | AS                | 21           | 1%          | 15           | 1%          | 22           | 1%          | 19           | 1%          | 17           | 1%          | 34           | 2%          |
|        | Certificate       | 473          | 29%         | 408          | 27%         | 421          | 26%         | 279          | 18%         | 269          | 17%         | 195          | 14%         |
|        | Skill Certificate | 3            | 0           | 11           | 1%          | 104          | 6%          | 112          | 7%          | 173          | 11%         | 278          | 20%         |
|        | <i>Subtotal</i>   | <i>920</i>   | <i>57%</i>  | <i>836</i>   | <i>55%</i>  | <i>1,001</i> | <i>61%</i>  | <i>857</i>   | <i>57%</i>  | <i>910</i>   | <i>58%</i>  | <i>951</i>   | <i>68%</i>  |
| Male   | AA                | 224          | 14%         | 268          | 18%         | 269          | 16%         | 307          | 20%         | 243          | 15%         | 251          | 18%         |
|        | AS                | 37           | 2%          | 24           | 2%          | 33           | 2%          | 19           | 1%          | 25           | 2%          | 22           | 2%          |
|        | Certificate       | 424          | 26%         | 375          | 25%         | 338          | 20%         | 278          | 18%         | 343          | 22%         | 85           | 6%          |
|        | Skill Certificate |              |             | 4            | 0           | 8            | 0%          | 51           | 3%          | 49           | 3%          | 90           | 6%          |
|        | <i>Subtotal</i>   | <i>685</i>   | <i>43%</i>  | <i>671</i>   | <i>45%</i>  | <i>648</i>   | <i>39%</i>  | <i>655</i>   | <i>43%</i>  | <i>660</i>   | <i>42%</i>  | <i>448</i>   | <i>32%</i>  |
| Total  | AA                | 647          | 40%         | 670          | 45%         | 723          | 44%         | 754          | 50%         | 694          | 44%         | 695          | 50%         |
|        | AS                | 58           | 3%          | 39           | 3%          | 55           | 3%          | 38           | 2%          | 42           | 3%          | 56           | 4%          |
|        | Certificate       | 897          | 55%         | 783          | 52%         | 759          | 46%         | 557          | 36%         | 612          | 39%         | 280          | 20%         |
|        | Skill Certificate | 3            | 0           | 15           | 0.01        | 112          | 6%          | 163          | 10%         | 222          | 14%         | 368          | 26%         |
|        | <i>Subtotal</i>   | <i>1,605</i> | <i>100%</i> | <i>1,507</i> | <i>100%</i> | <i>1,649</i> | <i>100%</i> | <i>1,512</i> | <i>100%</i> | <i>1,570</i> | <i>100%</i> | <i>1,399</i> | <i>100%</i> |

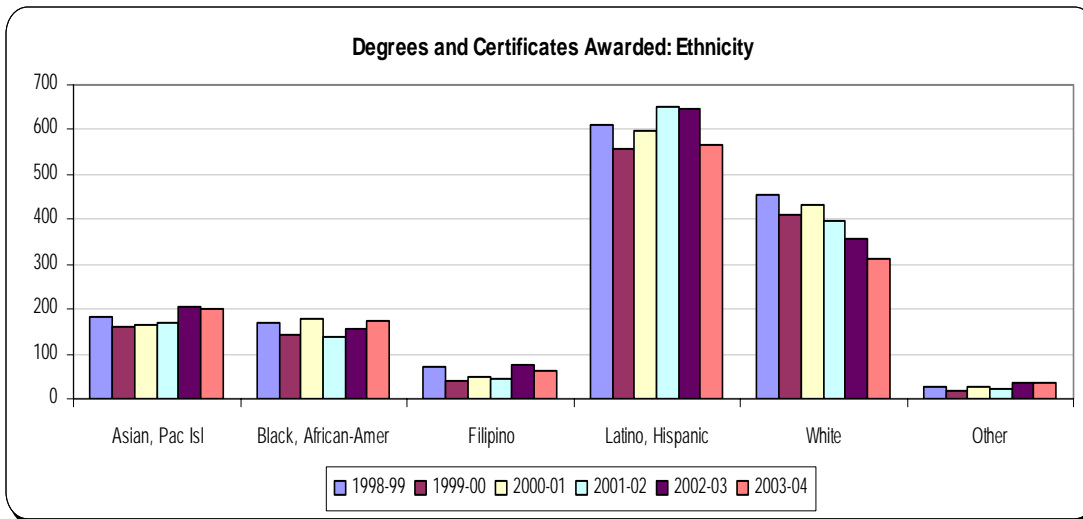
Source: The Los Angeles Community College District Student Information System (SIS)

**Associate Degrees and Certificates Awarded - Gender  
2003-2004**



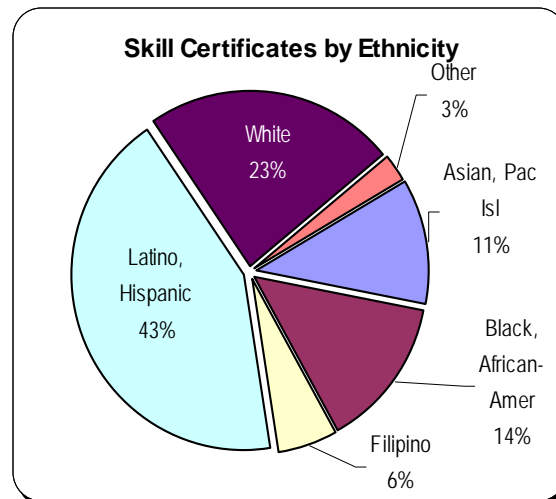
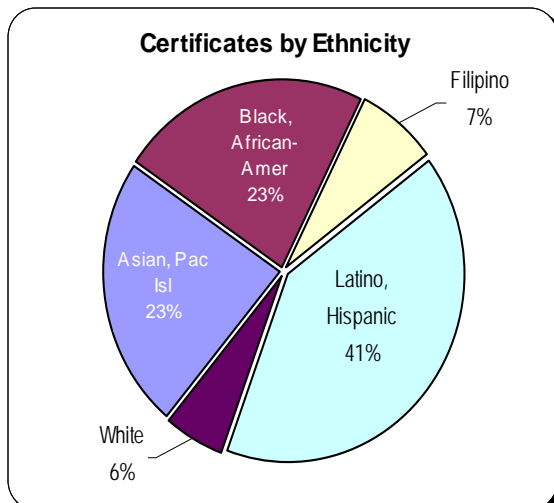
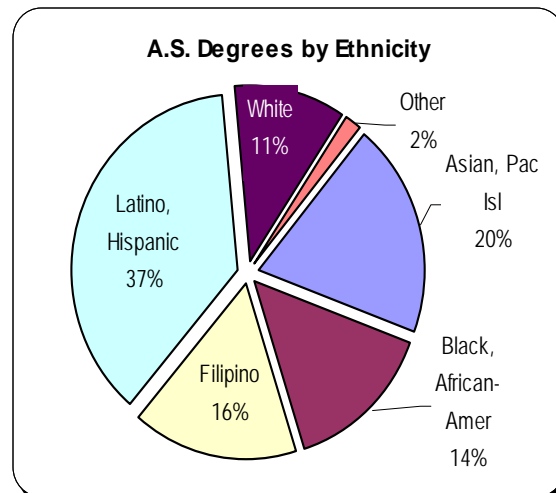
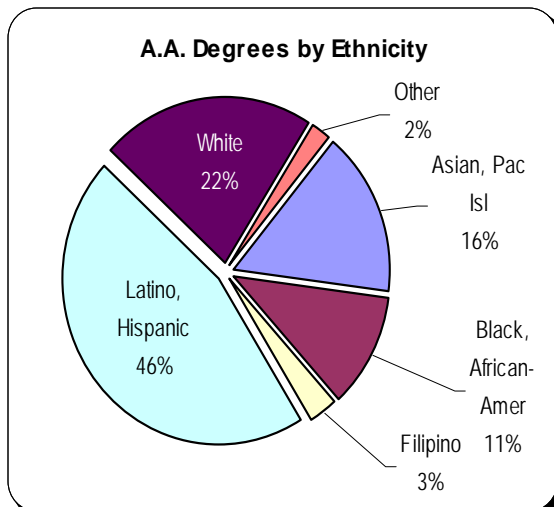
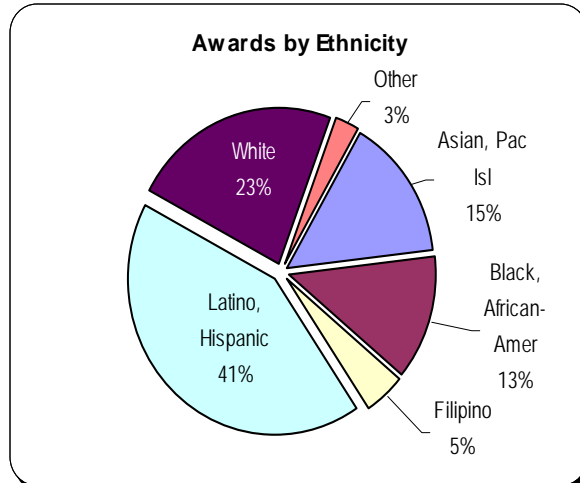
**Source:** The Los Angeles Community College District Student Information System (SIS)

## Associate Degrees and Certificates Awarded - Ethnicity 1998-1999 to 2003-2004



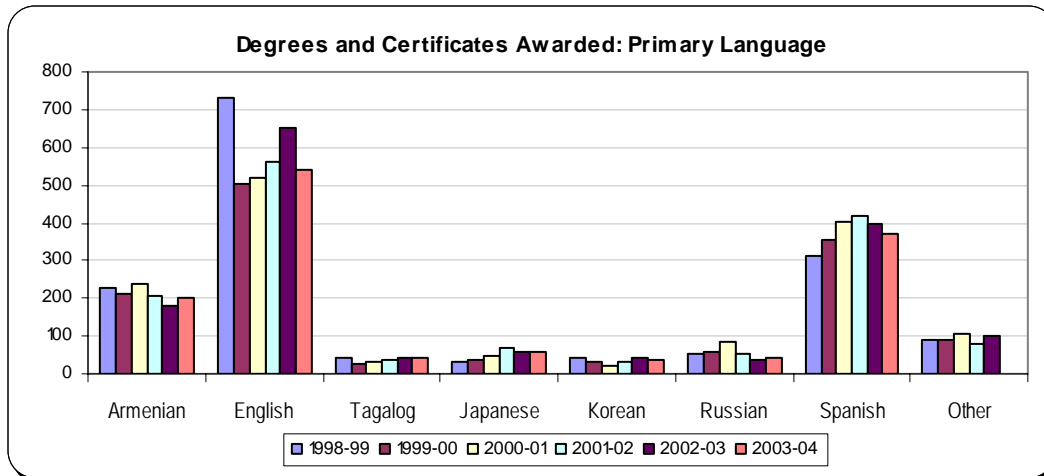
|                            |                   | 1998-99 |     | 1999-00 |     | 2000-01 |     | 2001-02 |     | 2002-03 |     | 2003-04 |     |
|----------------------------|-------------------|---------|-----|---------|-----|---------|-----|---------|-----|---------|-----|---------|-----|
| <b>Asian, Pac Isl</b>      | AA                | 112     | 7%  | 90      | 6%  | 85      | 5%  | 96      | 6%  | 102     | 6%  | 110     | 8%  |
|                            | AS                | 15      | 1%  | 10      | 1%  | 9       | 1%  | 4       | 0%  | 12      | 1%  | 11      | 1%  |
|                            | Certificate       | 54      | 3%  | 59      | 4%  | 64      | 4%  | 56      | 4%  | 69      | 4%  | 42      | 3%  |
|                            | Skill Certificate |         |     | 1       | 0%  | 5       | 0%  | 14      | 1%  | 23      | 1%  | 39      | 3%  |
|                            | <i>Subtotal</i>   | 181     | 11% | 160     | 11% | 163     | 10% | 170     | 11% | 206     | 13% | 202     | 14% |
| <b>Black, African-Amer</b> | AA                | 68      | 4%  | 76      | 5%  | 83      | 5%  | 63      | 4%  | 71      | 5%  | 74      | 5%  |
|                            | AS                | 8       | 0%  | 3       | 0%  | 9       | 1%  | 7       | 0%  | 5       | 0%  | 8       | 1%  |
|                            | Certificate       | 94      | 6%  | 63      | 4%  | 60      | 4%  | 49      | 3%  | 62      | 4%  | 42      | 3%  |
|                            | Skill Certificate |         |     |         |     | 27      | 2%  | 20      | 1%  | 18      | 1%  | 48      | 3%  |
|                            | <i>Subtotal</i>   | 170     | 11% | 142     | 9%  | 179     | 11% | 139     | 9%  | 156     | 10% | 172     | 12% |
| <b>Filipino</b>            | AA                | 30      | 2%  | 24      | 2%  | 34      | 2%  | 25      | 2%  | 36      | 2%  | 19      | 1%  |
|                            | AS                | 3       | 0%  | 2       | 0%  | 5       | 0%  | 2       | 0%  | 5       | 0%  | 9       | 1%  |
|                            | Certificate       | 39      | 2%  | 13      | 1%  | 8       | 0%  | 12      | 1%  | 25      | 2%  | 13      | 1%  |
|                            | Skill Certificate |         |     |         |     | 4       | 0%  | 7       | 0%  | 12      | 1%  | 20      | 1%  |
|                            | <i>Subtotal</i>   | 72      | 4%  | 39      | 3%  | 51      | 3%  | 46      | 3%  | 78      | 5%  | 61      | 4%  |
| <b>Latino, Hispanic</b>    | AA                | 243     | 15% | 292     | 19% | 327     | 20% | 375     | 25% | 293     | 19% | 310     | 22% |
|                            | AS                | 14      | 1%  | 15      | 1%  | 18      | 1%  | 14      | 1%  | 11      | 1%  | 21      | 2%  |
|                            | Certificate       | 352     | 22% | 239     | 16% | 190     | 12% | 183     | 12% | 218     | 14% | 87      | 6%  |
|                            | Skill Certificate | 2       | 0%  | 12      | 1%  | 61      | 4%  | 78      | 5%  | 126     | 8%  | 149     | 11% |
|                            | <i>Subtotal</i>   | 611     | 38% | 558     | 37% | 596     | 36% | 650     | 43% | 648     | 41% | 567     | 41% |
| <b>White</b>               | AA                | 164     | 10% | 153     | 10% | 143     | 9%  | 153     | 10% | 162     | 10% | 150     | 11% |
|                            | AS                | 17      | 1%  | 8       | 1%  | 13      | 1%  | 8       | 1%  | 6       | 0%  | 6       | 0%  |
|                            | Certificate       | 275     | 17% | 245     | 16% | 265     | 16% | 202     | 13% | 163     | 10% | 74      | 5%  |
|                            | Skill Certificate | 1       | 0%  | 2       | 0%  | 13      | 1%  | 36      | 2%  | 27      | 2%  | 81      | 6%  |
|                            | <i>Subtotal</i>   | 457     | 28% | 408     | 27% | 434     | 26% | 399     | 26% | 358     | 23% | 311     | 22% |
| <b>Other</b>               | AA                | 11      | 1%  | 12      | 1%  | 17      | 1%  | 9       | 1%  | 15      | 1%  | 14      | 1%  |
|                            | AS                |         |     |         |     |         |     |         |     | 2       | 0%  | 1       | 0%  |
|                            | Certificate       | 14      | 1%  | 8       | 1%  | 9       | 1%  | 12      | 1%  | 16      | 1%  | 10      | 1%  |
|                            | Skill Certificate |         |     |         |     |         |     |         |     | 3       | 0%  | 9       | 1%  |
|                            | <i>Subtotal</i>   | 25      | 2%  | 20      | 1%  | 26      | 2%  | 21      | 1%  | 36      | 2%  | 34      | 2%  |
| <b>Unknown*</b>            | AA                | 19      | 1%  | 23      | 2%  | 34      | 2%  | 33      | 2%  | 15      | 1%  | 18      | 1%  |
|                            | AS                | 1       | 0%  | 1       | 0%  | 1       | 0%  | 3       | 0%  | 1       | 0%  |         |     |
|                            | Certificate       | 69      | 4%  | 156     | 10% | 163     | 10% | 43      | 3%  | 59      | 4%  | 12      | 1%  |
|                            | Skill Certificate |         |     |         |     | 2       | 0%  | 8       | 1%  | 13      | 1%  | 22      | 2%  |
|                            | <i>Subtotal</i>   | 89      | 6%  | 180     | 12% | 200     | 12% | 87      | 6%  | 88      | 6%  | 52      | 4%  |

**Associate Degrees and Certificates Awarded - Ethnicity  
2003-2004**







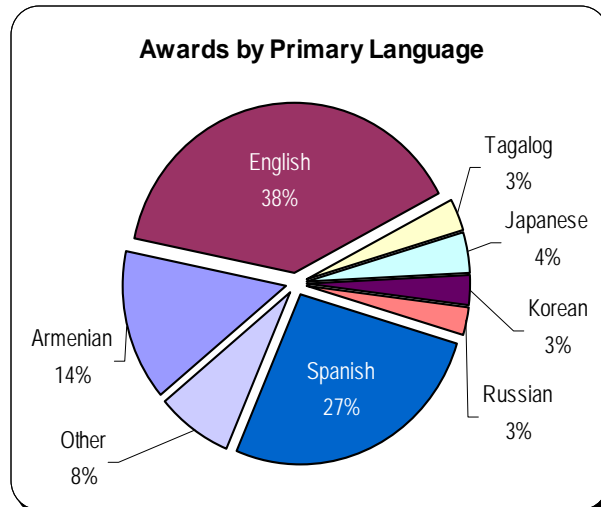
Source: The Los Angeles Community College District Student Information System (SIS)

## Associate Degrees and Certificates Awarded - Primary Language 1998-1999 to 2003-2004



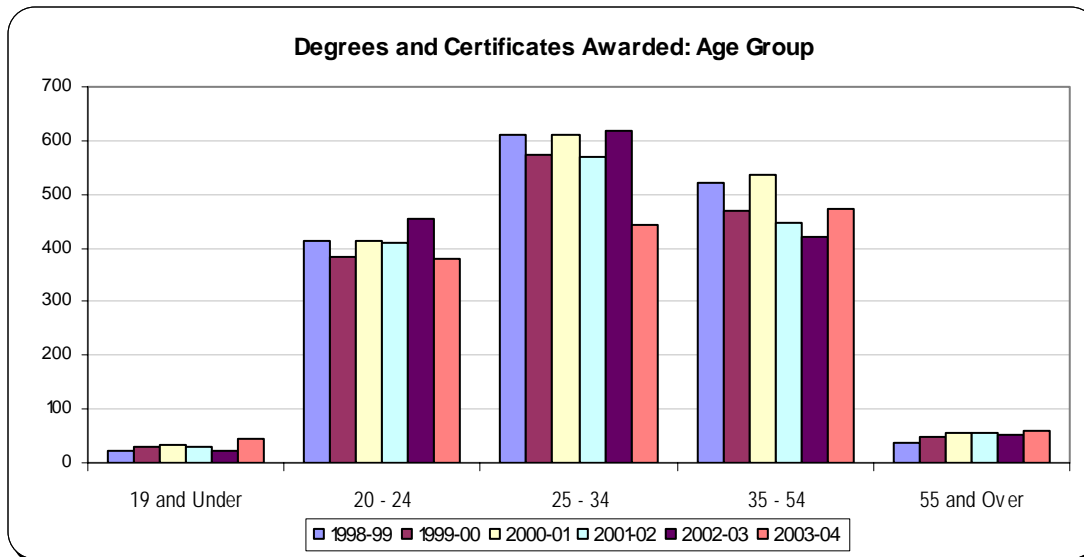
|          |                   | 1998-99    |            | 1999-00    |            | 2000-01    |            | 2001-02    |            | 2002-03    |            | 2003-04    |            |
|----------|-------------------|------------|------------|------------|------------|------------|------------|------------|------------|------------|------------|------------|------------|
| Armenian | AA                | 107        | 7%         | 85         | 6%         | 87         | 5%         | 98         | 6%         | 93         | 6%         | 104        | 7%         |
|          | AS                | 12         | 1%         | 6          | 0%         | 4          | 0%         | 8          | 1%         | 3          | 0%         | 1          | 0%         |
|          | Certificate       | 111        | 7%         | 122        | 8%         | 140        | 8%         | 90         | 6%         | 65         | 4%         | 60         | 4%         |
|          | Skill Certificate |            |            | 1          | 0%         | 7          | 0%         | 13         | 1%         | 17         | 1%         | 36         | 3%         |
|          | <b>Subtotal</b>   | <b>230</b> | <b>14%</b> | <b>214</b> | <b>14%</b> | <b>238</b> | <b>14%</b> | <b>209</b> | <b>14%</b> | <b>178</b> | <b>11%</b> | <b>201</b> | <b>14%</b> |
| English  | AA                | 221        | 14%        | 224        | 15%        | 254        | 15%        | 242        | 16%        | 237        | 15%        | 250        | 18%        |
|          | AS                | 19         | 1%         | 11         | 1%         | 17         | 1%         | 11         | 1%         | 18         | 1%         | 21         | 2%         |
|          | Certificate       | 489        | 30%        | 265        | 18%        | 205        | 12%        | 252        | 17%        | 326        | 21%        | 93         | 7%         |
|          | Skill Certificate |            |            | 2          | 0          | 44         | 3%         | 57         | 4%         | 70         | 4%         | 175        | 13%        |
|          | <b>Subtotal</b>   | <b>729</b> | <b>45%</b> | <b>502</b> | <b>33%</b> | <b>520</b> | <b>32%</b> | <b>562</b> | <b>37%</b> | <b>651</b> | <b>41%</b> | <b>539</b> | <b>39%</b> |
| Tagalog  | AA                | 17         | 1%         | 17         | 1%         | 26         | 2%         | 19         | 1%         | 24         | 2%         | 14         | 1%         |
|          | AS                | 2          | 0%         | 2          | 0%         | 1          | 0%         | 1          | 0%         | 2          | 0%         | 7          | 1%         |
|          | Certificate       | 22         | 1%         | 7          | 0%         | 4          | 0%         | 10         | 1%         | 8          | 1%         | 10         | 1%         |
|          | Skill Certificate |            |            |            |            | 3          | 0%         | 6          | 0%         | 8          | 1%         | 11         | 1%         |
|          | <b>Subtotal</b>   | <b>41</b>  | <b>3%</b>  | <b>26</b>  | <b>2%</b>  | <b>34</b>  | <b>2%</b>  | <b>36</b>  | <b>2%</b>  | <b>42</b>  | <b>3%</b>  | <b>42</b>  | <b>3%</b>  |
| Japanese | AA                | 29         | 2%         | 31         | 2%         | 23         | 1%         | 30         | 2%         | 28         | 2%         | 23         | 2%         |
|          | AS                |            |            |            |            | 1          | 0%         |            |            |            |            | 2          | 0%         |
|          | Certificate       | 3          | 0%         | 5          | 0%         | 25         | 2%         | 29         | 2%         | 26         | 2%         | 20         | 1%         |
|          | Skill Certificate |            |            | 1          | 0%         | 1          | 0%         | 8          | 1%         | 5          | 0%         | 11         | 1%         |
|          | <b>Subtotal</b>   | <b>32</b>  | <b>2%</b>  | <b>37</b>  | <b>2%</b>  | <b>50</b>  | <b>3%</b>  | <b>67</b>  | <b>4%</b>  | <b>59</b>  | <b>4%</b>  | <b>56</b>  | <b>4%</b>  |
| Korean   | AA                | 29         | 2%         | 15         | 1%         | 14         | 1%         | 16         | 1%         | 24         | 2%         | 25         | 2%         |
|          | AS                | 2          | 0%         | 3          | 0%         | 2          | 0%         | 2          | 0%         | 4          | 0%         | 2          | 0%         |
|          | Certificate       | 10         | 1%         | 13         | 1%         | 6          | 0%         | 12         | 1%         | 4          | 0%         | 2          | 0%         |
|          | Skill Certificate |            |            |            |            |            |            | 4          | 0%         | 10         | 1%         | 8          | 1%         |
|          | <b>Subtotal</b>   | <b>41</b>  | <b>3%</b>  | <b>31</b>  | <b>2%</b>  | <b>22</b>  | <b>1%</b>  | <b>34</b>  | <b>2%</b>  | <b>42</b>  | <b>3%</b>  | <b>37</b>  | <b>3%</b>  |
| Russian  | AA                | 25         | 2%         | 23         | 2%         | 26         | 2%         | 26         | 2%         | 20         | 1%         | 18         | 1%         |
|          | AS                | 3          | 0          | 2          | 0          | 5          | 0          | 1          | 0          | 1          | 0%         | 1          | 0%         |
|          | Certificate       | 26         | 2%         | 32         | 2%         | 49         | 3%         | 16         | 1%         | 15         | 1%         | 10         | 1%         |
|          | Skill Certificate | 1          | 0          |            |            | 4          | 0          | 8          | 0.01       | 3          | 0%         | 11         | 1%         |
|          | <b>Subtotal</b>   | <b>55</b>  | <b>3%</b>  | <b>57</b>  | <b>4%</b>  | <b>84</b>  | <b>5%</b>  | <b>51</b>  | <b>3%</b>  | <b>39</b>  | <b>2%</b>  | <b>40</b>  | <b>3%</b>  |
| Spanish  | AA                | 151        | 9%         | 206        | 14%        | 227        | 14%        | 250        | 17%        | 201        | 13%        | 204        | 15%        |
|          | AS                | 11         | 1%         | 8          | 1%         | 16         | 1%         | 10         | 1%         | 8          | 1%         | 14         | 1%         |
|          | Certificate       | 147        | 9%         | 129        | 9%         | 112        | 7%         | 100        | 7%         | 95         | 6%         | 61         | 4%         |
|          | Skill Certificate | 2          | 0          | 11         | 0.01       | 48         | 3%         | 60         | 4%         | 95         | 6%         | 91         | 7%         |
|          | <b>Subtotal</b>   | <b>311</b> | <b>19%</b> | <b>354</b> | <b>23%</b> | <b>403</b> | <b>24%</b> | <b>420</b> | <b>28%</b> | <b>399</b> | <b>25%</b> | <b>370</b> | <b>26%</b> |
| Other    | AA                | 51         | 3%         | 51         | 3%         | 47         | 3%         | 54         | 4%         | 60         | 4%         | 56         | 4%         |
|          | AS                | 7          | 0%         | 6          | 0%         | 8          | 0%         | 5          | 0%         | 6          | 0%         | 8          | 1%         |
|          | Certificate       | 30         | 2%         | 34         | 2%         | 44         | 3%         | 15         | 1%         | 24         | 2%         | 21         | 2%         |
|          | Skill Certificate |            |            |            |            | 5          | 0%         | 3          | 0%         | 11         | 1%         | 20         | 1%         |
|          | <b>Total</b>      | <b>88</b>  | <b>5%</b>  | <b>91</b>  | <b>6%</b>  | <b>104</b> | <b>6%</b>  | <b>77</b>  | <b>5%</b>  | <b>101</b> | <b>6%</b>  | <b>105</b> | <b>8%</b>  |
| Unknown  | AA                | 17         | 1%         | 18         | 1%         | 19         | 1%         | 19         | 1%         | 7          | 0%         | 1          | 0%         |
|          | AS                | 2          | 0%         | 1          | 0%         | 1          | 0%         |            |            |            |            |            |            |
|          | Certificate       | 59         | 4%         | 176        | 12%        | 174        | 11%        | 33         | 2%         | 49         | 3%         | 3          | 0%         |
|          | Skill Certificate |            |            |            |            |            |            | 4          | 0%         | 3          | 0%         | 5          | 0%         |
|          | <b>Total</b>      | <b>78</b>  | <b>5%</b>  | <b>195</b> | <b>13%</b> | <b>194</b> | <b>12%</b> | <b>56</b>  | <b>4%</b>  | <b>59</b>  | <b>4%</b>  | <b>9</b>   | <b>1%</b>  |

**Associate Degrees and Certificates Awarded - Primary Language  
2003-2004**



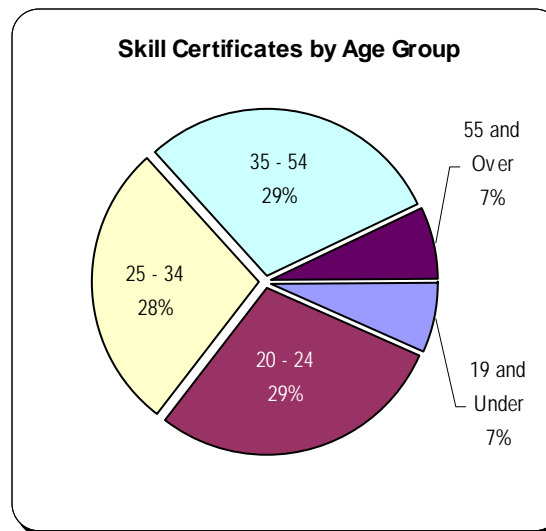
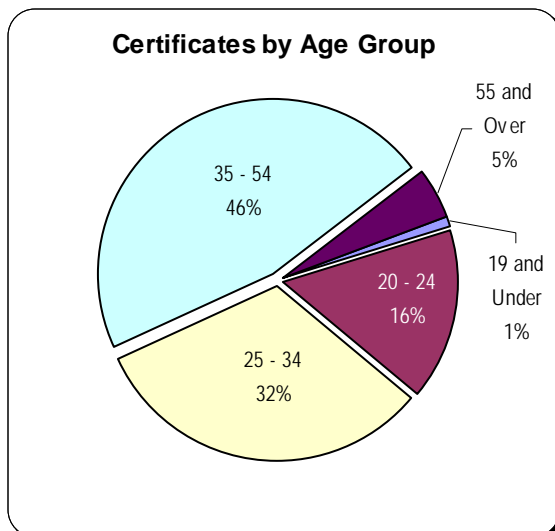
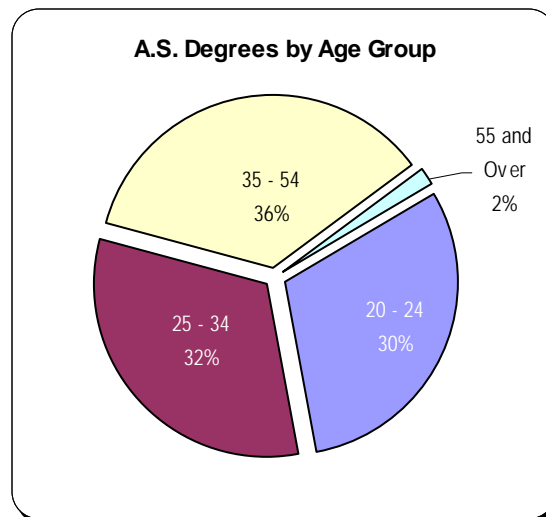
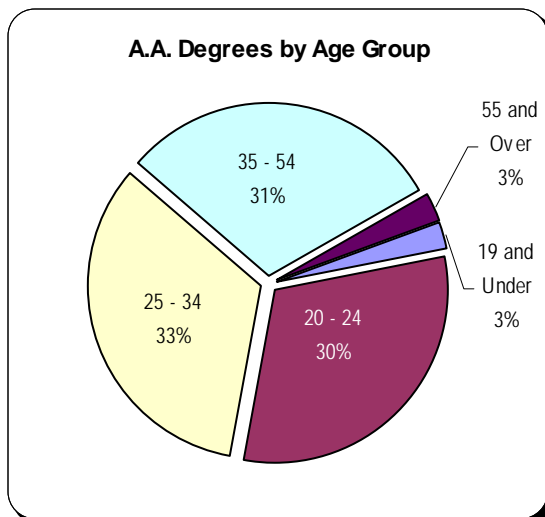
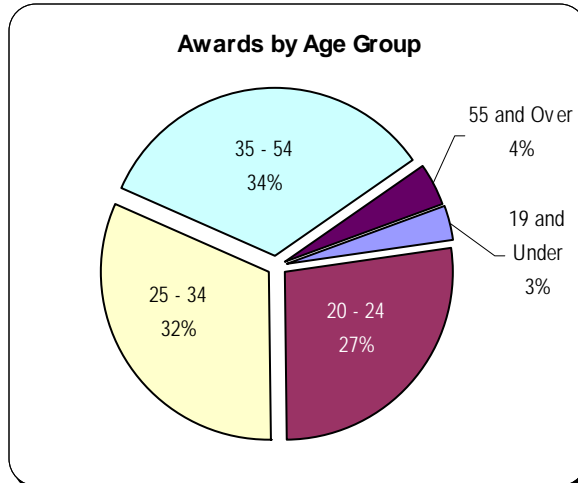
Source: The Los Angeles Community College District Student Information System (SIS)

### Associate Degrees and Certificates Awarded - Age 1998-1999 to 2003-2004

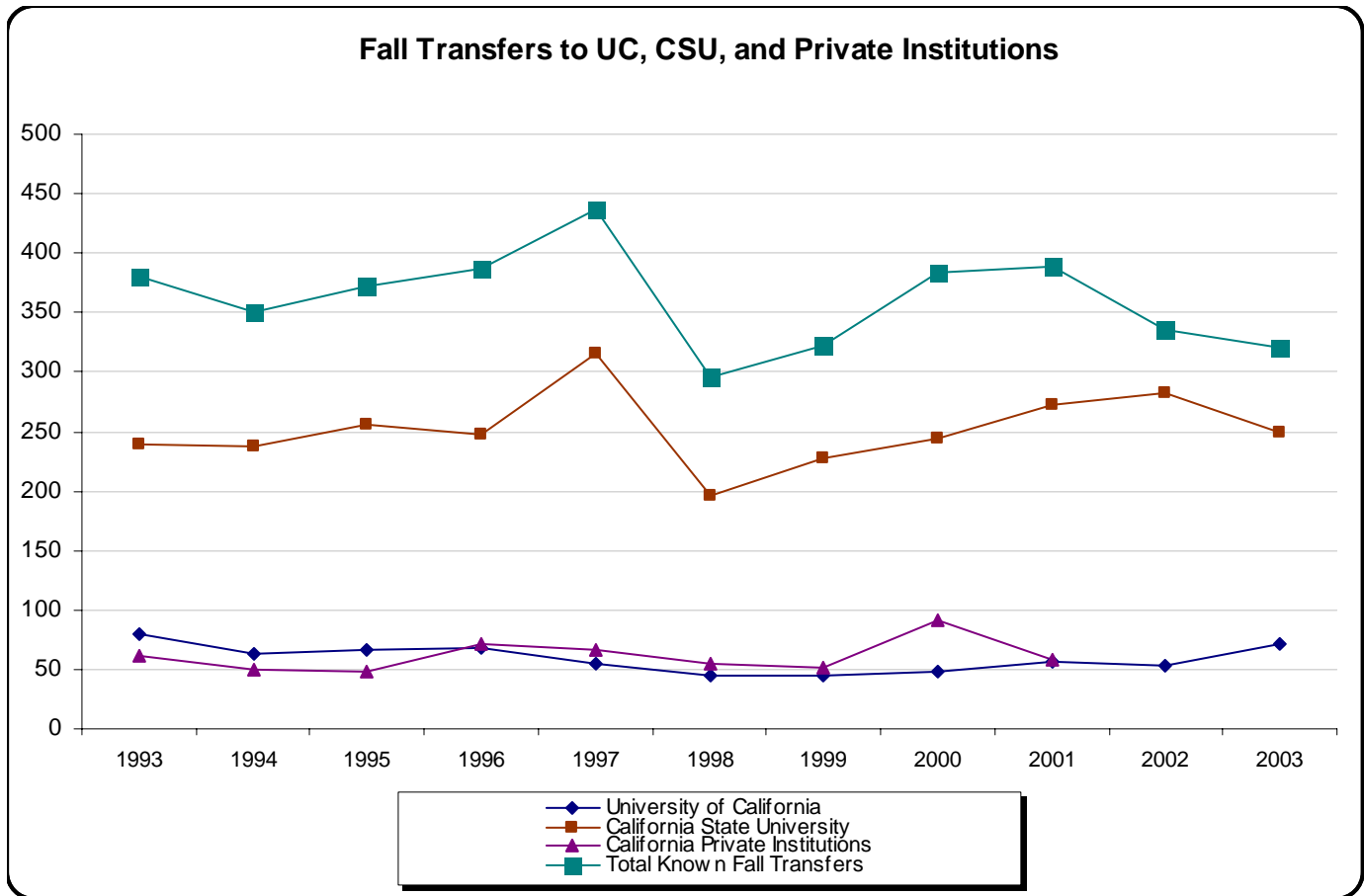


|              |                   | 1998-99 |       | 1999-00 |       | 2000-01 |       | 2001-02 |       | 2002-03 |       | 2003-04 |       |
|--------------|-------------------|---------|-------|---------|-------|---------|-------|---------|-------|---------|-------|---------|-------|
| 19 and Under | AA                | 9       | 1%    | 18      | 1%    | 20      | 1%    | 22      | 1%    | 18      | 1%    | 18      | 1%    |
|              | AS                |         |       | 1       | 0%    |         |       | 1       | 0%    |         |       |         |       |
|              | Certificate       | 13      | 1%    | 8       | 1%    | 12      | 1%    | 4       | 0%    | 5       | 0%    | 2       | 0%    |
|              | Skill Certificate |         |       | 1       | 0%    | 2       | 0%    | 4       | 0%    | 1       | 0%    | 25      | 2%    |
|              | <i>Subtotal</i>   |         | 22    | 1%      | 28    | 2%      | 34    | 2%      | 31    | 2%      | 24    | 2%      | 45    |
| 20 - 24      | AA                | 178     | 11%   | 184     | 12%   | 230     | 14%   | 232     | 15%   | 243     | 15%   | 213     | 15%   |
|              | AS                | 13      | 1%    | 10      | 1%    | 16      | 1%    | 1       | 0%    | 8       | 1%    | 17      | 1%    |
|              | Certificate       | 222     | 14%   | 186     | 12%   | 146     | 9%    | 145     | 10%   | 156     | 10%   | 45      | 3%    |
|              | Skill Certificate | 1       | 0%    | 5       | 0%    | 21      | 1%    | 31      | 2%    | 48      | 3%    | 105     | 8%    |
|              | <i>Subtotal</i>   |         | 414   | 26%     | 385   | 26%     | 413   | 25%     | 409   | 27%     | 455   | 29%     | 380   |
| 25 - 34      | AA                | 225     | 14%   | 237     | 16%   | 254     | 15%   | 263     | 17%   | 239     | 15%   | 234     | 17%   |
|              | AS                | 15      | 1%    | 17      | 1%    | 23      | 1%    | 22      | 1%    | 15      | 1%    | 18      | 1%    |
|              | Certificate       | 371     | 23%   | 316     | 21%   | 294     | 18%   | 222     | 15%   | 274     | 17%   | 89      | 6%    |
|              | Skill Certificate |         |       | 4       | 0%    | 39      | 2%    | 64      | 4%    | 89      | 6%    | 103     | 7%    |
|              | <i>Subtotal</i>   |         | 611   | 38%     | 574   | 38%     | 610   | 37%     | 571   | 38%     | 617   | 39%     | 444   |
| 35 - 54      | AA                | 222     | 14%   | 208     | 14%   | 203     | 12%   | 215     | 14%   | 181     | 12%   | 212     | 15%   |
|              | AS                | 25      | 2%    | 8       | 1%    | 13      | 1%    | 14      | 1%    | 17      | 1%    | 20      | 1%    |
|              | Certificate       | 273     | 17%   | 249     | 17%   | 277     | 17%   | 163     | 11%   | 148     | 9%    | 131     | 9%    |
|              | Skill Certificate | 2       | 0%    | 5       | 0%    | 44      | 3%    | 55      | 4%    | 75      | 5%    | 109     | 8%    |
|              | <i>Subtotal</i>   |         | 522   | 33%     | 470   | 31%     | 537   | 33%     | 447   | 30%     | 421   | 27%     | 472   |
| 55 and Over  | AA                | 13      | 1%    | 23      | 2%    | 16      | 1%    | 22      | 1%    | 13      | 1%    | 18      | 1%    |
|              | AS                | 5       | 0%    | 3       | 0%    | 3       | 0%    |         |       | 2       | 0%    | 1       | 0%    |
|              | Certificate       | 18      | 1%    | 24      | 2%    | 30      | 2%    | 23      | 2%    | 29      | 2%    | 13      | 1%    |
|              | Skill Certificate |         |       |         |       | 6       | 0%    | 9       | 1%    | 9       | 1%    | 26      | 2%    |
|              | <i>Subtotal</i>   |         | 36    | 2%      | 50    | 3%      | 55    | 3%      | 54    | 4%      | 53    | 3%      | 58    |
| Total        | AA                | 647     | 1%    | 670     | 1%    | 723     | 1%    | 754     | 1%    | 694     | 1%    | 695     | 1%    |
|              | AS                | 58      |       | 39      |       | 55      |       | 38      |       | 42      | 0%    | 56      | 0%    |
|              | Certificate       | 897     | 1%    | 783     | 1%    | 759     | 1%    | 557     | 1%    | 612     | 1%    | 280     | 1%    |
|              | Skill Certificate | 3       |       | 15      |       | 112     |       | 163     |       | 222     | 0%    | 368     | 0%    |
|              | <i>Subtotal</i>   |         | 1,605 | 2%      | 1,507 | 1%      | 1,649 | 2%      | 1,512 | 2%      | 1,570 | 2%      | 1,399 |

## Associate Degrees and Certificates Awarded - Age 2003-2004



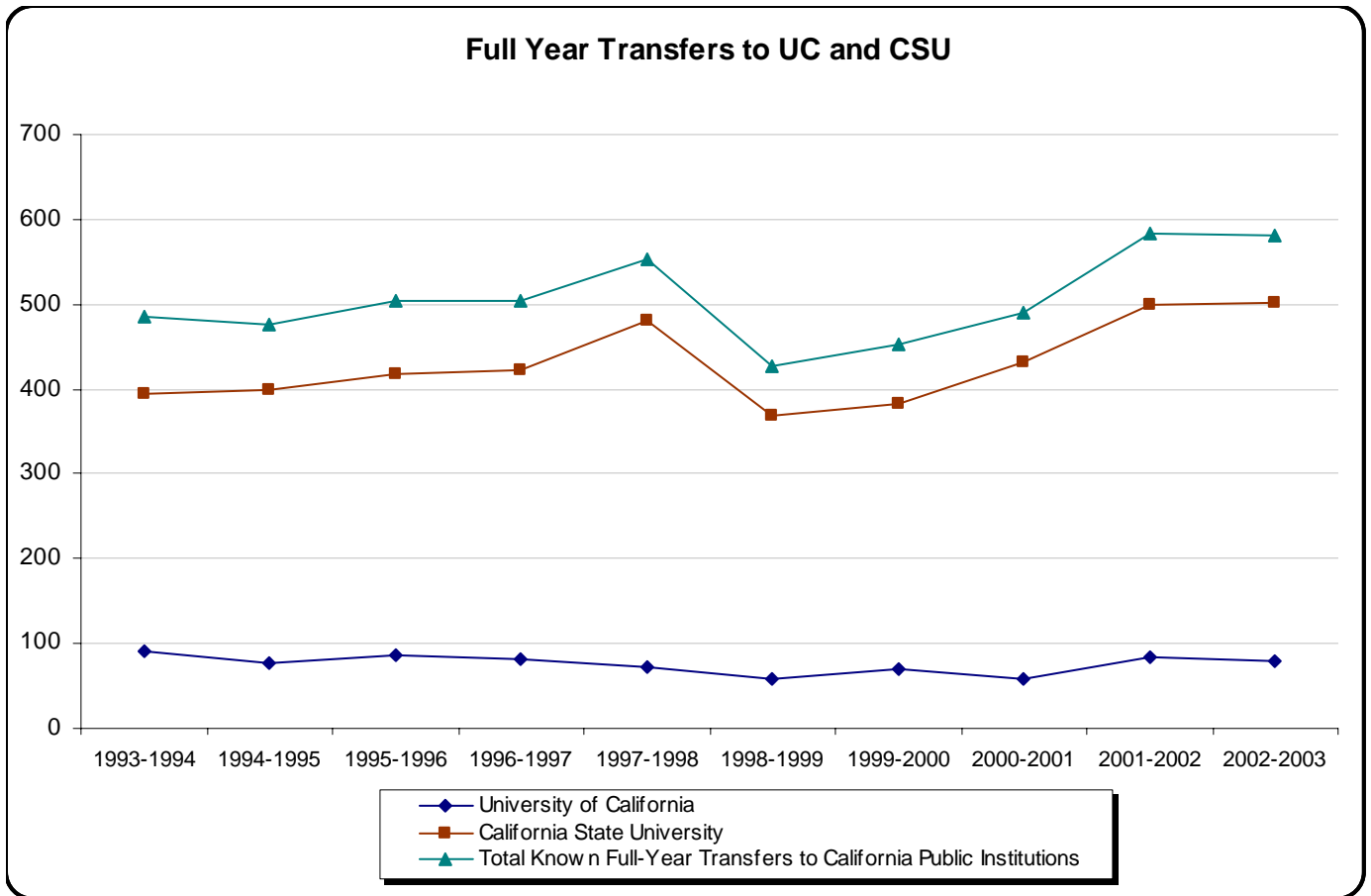
### Fall Transfers to University of California, California State University, and Private Institutions Fall 1993 to Fall 2003



|             | University of California |       | California State University |       | California Private Institutions |       | Total Known Fall Transfers |        |
|-------------|--------------------------|-------|-----------------------------|-------|---------------------------------|-------|----------------------------|--------|
| <b>1993</b> | 79                       | 20.8% | 239                         | 62.9% | 62                              | 16.3% | 380                        | 100.0% |
| <b>1994</b> | 63                       | 17.9% | 238                         | 67.8% | 50                              | 14.2% | 351                        | 100.0% |
| <b>1995</b> | 67                       | 18.0% | 256                         | 68.8% | 49                              | 13.2% | 372                        | 100.0% |
| <b>1996</b> | 68                       | 17.6% | 247                         | 63.8% | 72                              | 18.6% | 387                        | 100.0% |
| <b>1997</b> | 54                       | 12.4% | 316                         | 72.3% | 67                              | 15.3% | 437                        | 100.0% |
| <b>1998</b> | 45                       | 15.3% | 196                         | 66.4% | 54                              | 18.3% | 295                        | 100.0% |
| <b>1999</b> | 45                       | 13.9% | 227                         | 70.3% | 51                              | 15.8% | 323                        | 100.0% |
| <b>2000</b> | 48                       | 12.5% | 245                         | 63.8% | 91                              | 23.7% | 384                        | 100.0% |
| <b>2001</b> | 57                       | 14.7% | 273                         | 70.4% | 58                              | 14.9% | 388                        | 100.0% |
| <b>2002</b> | 53                       | 15.8% | 282                         | 84.2% | n/a                             | n/a   | 335                        | 100.0% |
| <b>2003</b> | 71                       | 22.2% | 249                         | 77.8% | n/a                             | n/a   | 320                        | 100.0% |

*Source: Reports from California Postsecondary Education Commission (CPEC), Sacramento, Student Profiles, 2003.*

**Full Year Transfers to  
University of California and California State University  
1993-1994 to 2002-2003**

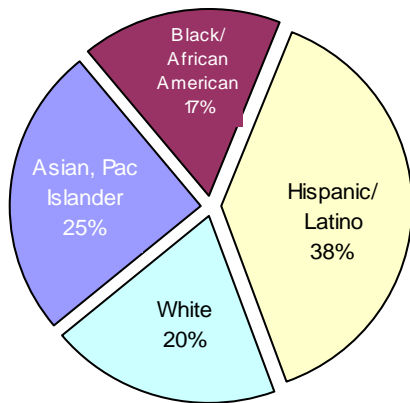


|           | University of California |            | California State University |            | Total Known Full-Year Transfers to California Public Institutions |            |
|-----------|--------------------------|------------|-----------------------------|------------|---|------------|
|           | Count                    | Percentage | Count                       | Percentage | Count   | Percentage |
| 1993-1994 | 92                       | 18.9%      | 394                         | 81.1%      | 486   | 100.0%     |
| 1994-1995 | 78                       | 16.4%      | 399                         | 83.6%      | 477   | 100.0%     |
| 1995-1996 | 86                       | 17.1%      | 417                         | 82.9%      | 503   | 100.0%     |
| 1996-1997 | 81                       | 16.1%      | 422                         | 83.9%      | 503   | 100.0%     |
| 1997-1998 | 73                       | 13.2%      | 481                         | 86.8%      | 554   | 100.0%     |
| 1998-1999 | 58                       | 13.6%      | 369                         | 86.4%      | 427   | 100.0%     |
| 1999-2000 | 69                       | 15.3%      | 383                         | 84.7%      | 452   | 100.0%     |
| 2000-2001 | 58                       | 11.9%      | 431                         | 88.1%      | 489   | 100.0%     |
| 2001-2002 | 85                       | 14.6%      | 499                         | 85.4%      | 584   | 100.0%     |
| 2002-2003 | 79                       | 13.6%      | 502                         | 86.4%      | 581   | 100.0%     |
| 2003-2004 | 78                       | n/a        | n/a                         | n/a        | n/a   | n/a        |

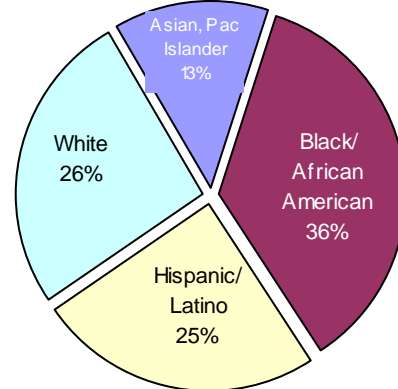
*Source:* Reports from California Postsecondary Education Commission (CPEC), Sacramento, Student Profiles, 2003.  
Full-year figures for UC are not available before 1986-87. There are no full-year data for private institutions.

## Ethnic Distribution of Transfers to University of California, California State University, and Private Colleges Fall 2003

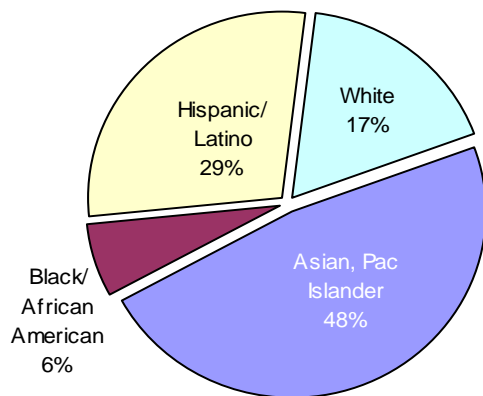
**Combined Transfers to UC, CSU, and Private**



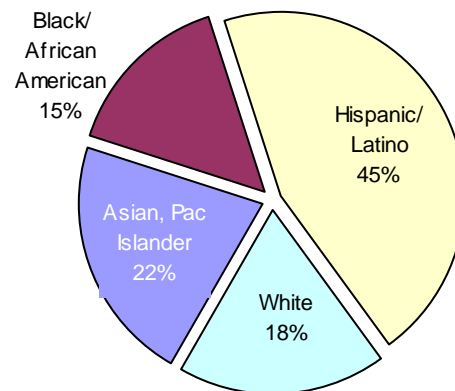
**Transfers to Private Colleges (Fall 2001)**



**Transfers to UC**



**Transfers to CSU**

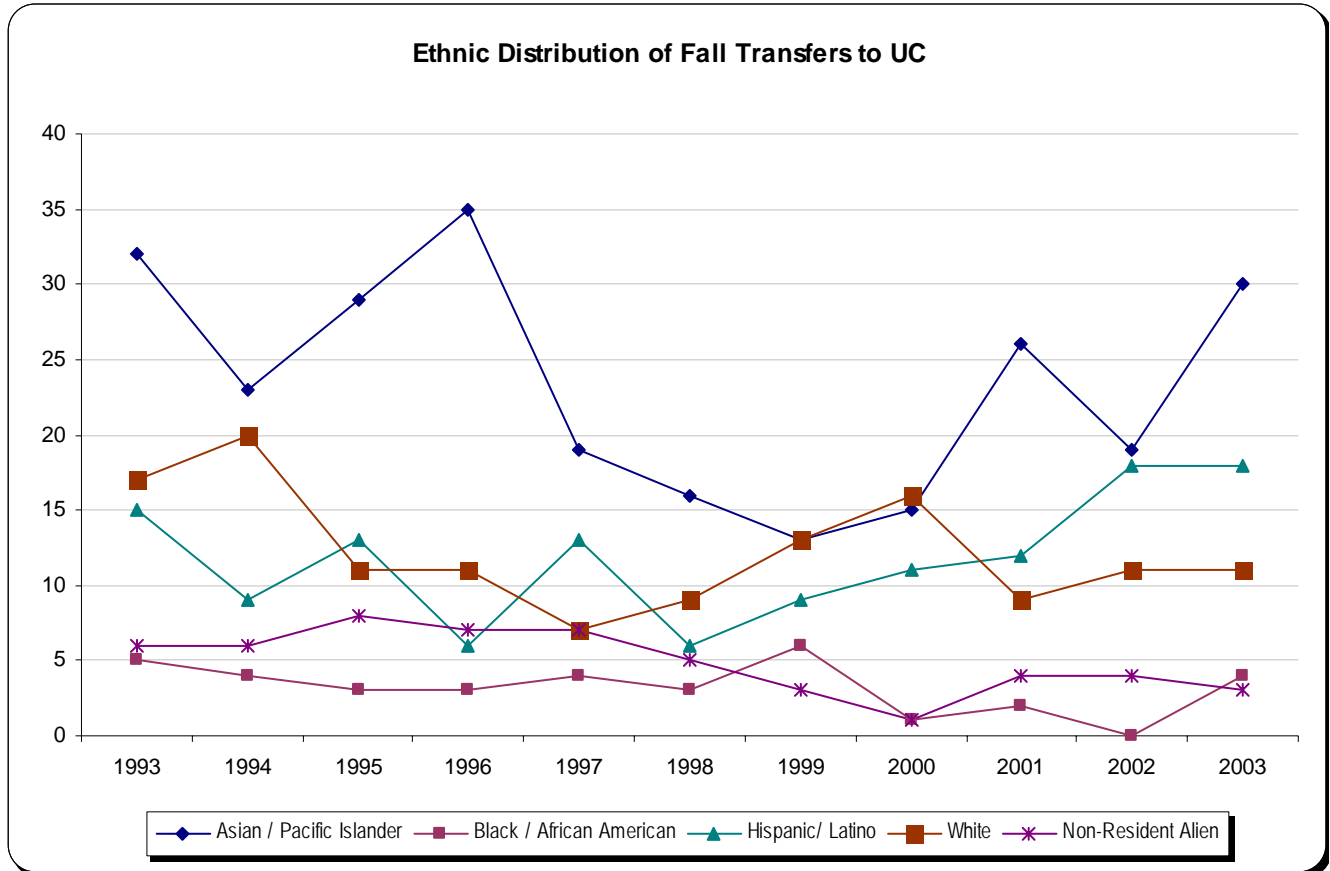


|                                | UC |        | CSU |        | Private |        | Total |        |
|--------------------------------|----|--------|-----|--------|---------|--------|-------|--------|
| <b>Asian, Pac Islander</b>     | 30 | 47.6%  | 45  | 21.7%  | 7       | 13.2%  | 82    | 25.4%  |
| <b>Black/ African American</b> | 4  | 6.3%   | 31  | 15.0%  | 19      | 35.8%  | 54    | 16.7%  |
| <b>Hispanic/ Latino</b>        | 18 | 28.6%  | 93  | 44.9%  | 13      | 24.5%  | 124   | 38.4%  |
| <b>White</b>                   | 11 | 17.5%  | 38  | 18.4%  | 14      | 26.4%  | 63    | 19.5%  |
| <b>Total</b>                   | 63 | 100.0% | 207 | 100.0% | 53      | 100.0% | 323   | 100.0% |

**Note:** Total excludes unknown ethnicity.

**Source:** California Postsecondary Education Commission on line data system — <http://www.cpec.ca.gov/OnLineData/SelectFinalOptions.asp>

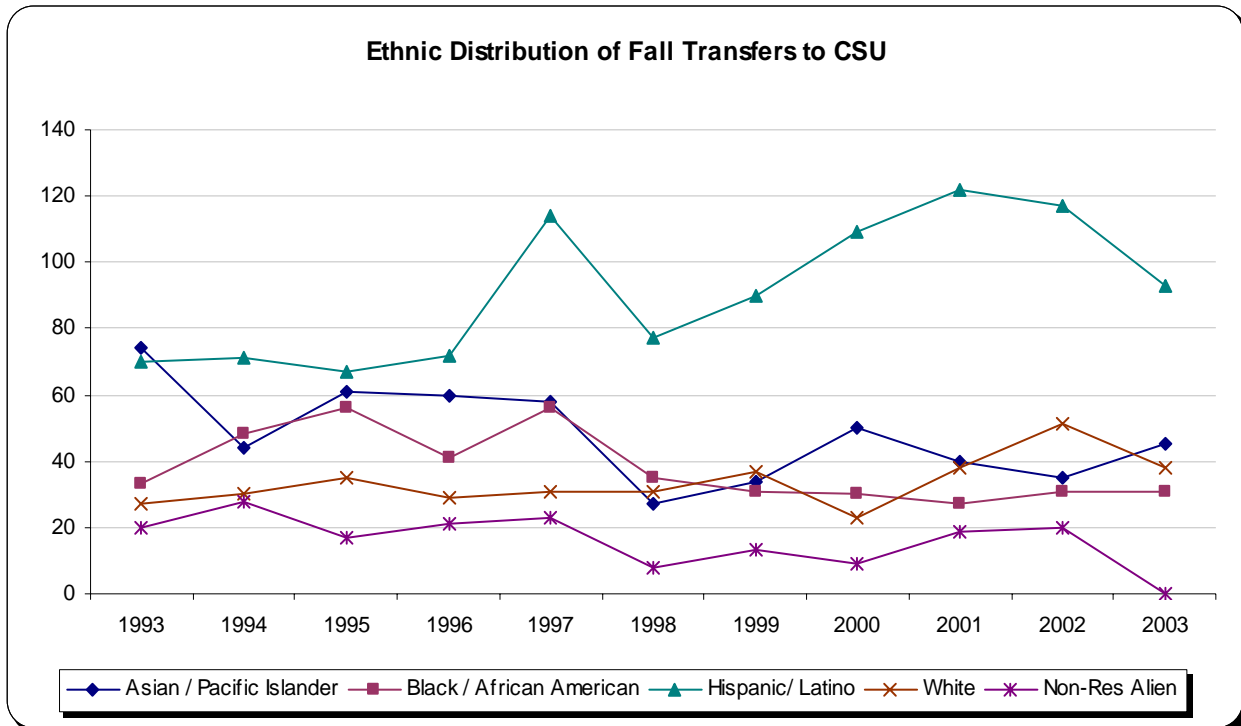
**Ethnic Distribution of Fall Transfers to the University of California  
Fall 1993—Fall 2003**



|             | Asian / Pacific Islander |       | Black / African American |       | Hispanic/ Latino |       | White |       | Non-Resident Alien | Other | Unknown | Total |
|-------------|--------------------------|-------|--------------------------|-------|------------------|-------|-------|-------|--------------------|-------|---------|-------|
| <b>1993</b> | 32                       | 46.4% | 5                        | 7.2%  | 15               | 21.7% | 17    | 24.6% | 6                  | 0     | 4       | 79    |
| <b>1994</b> | 23                       | 41.1% | 4                        | 7.1%  | 9                | 16.1% | 20    | 35.7% | 6                  | 0     | 0       | 62    |
| <b>1995</b> | 29                       | 51.8% | 3                        | 5.4%  | 13               | 23.2% | 11    | 19.6% | 8                  | 1     | 1       | 66    |
| <b>1996</b> | 35                       | 63.6% | 3                        | 5.5%  | 6                | 10.9% | 11    | 20.0% | 7                  | 0     | 5       | 67    |
| <b>1997</b> | 19                       | 44.2% | 4                        | 9.3%  | 13               | 30.2% | 7     | 16.3% | 7                  | 2     | 2       | 54    |
| <b>1998</b> | 16                       | 47.1% | 3                        | 8.8%  | 6                | 17.6% | 9     | 26.5% | 5                  | 1     | 5       | 45    |
| <b>1999</b> | 13                       | 31.7% | 6                        | 14.6% | 9                | 22.0% | 13    | 31.7% | 3                  | 0     | 0       | 44    |
| <b>2000</b> | 15                       | 34.9% | 1                        | 2.3%  | 11               | 25.6% | 16    | 37.2% | 1                  | 1     | 2       | 47    |
| <b>2001</b> | 26                       | 53.1% | 2                        | 4.1%  | 12               | 24.5% | 9     | 18.4% | 4                  | 0     | 1       | 54    |
| <b>2002</b> | 19                       | 39.6% | 0                        | 0.0%  | 18               | 37.5% | 11    | 22.9% | 4                  | 0     | 0       | 52    |
| <b>2003</b> | 30                       | 47.6% | 4                        | 6.3%  | 18               | 28.6% | 11    | 17.5% | 3                  | 3     | 2       | 71    |

Source: California Postsecondary Education Commission on line data system — <http://www.cpec.ca.gov/OnLineData/SelectFinalOptions.asp>

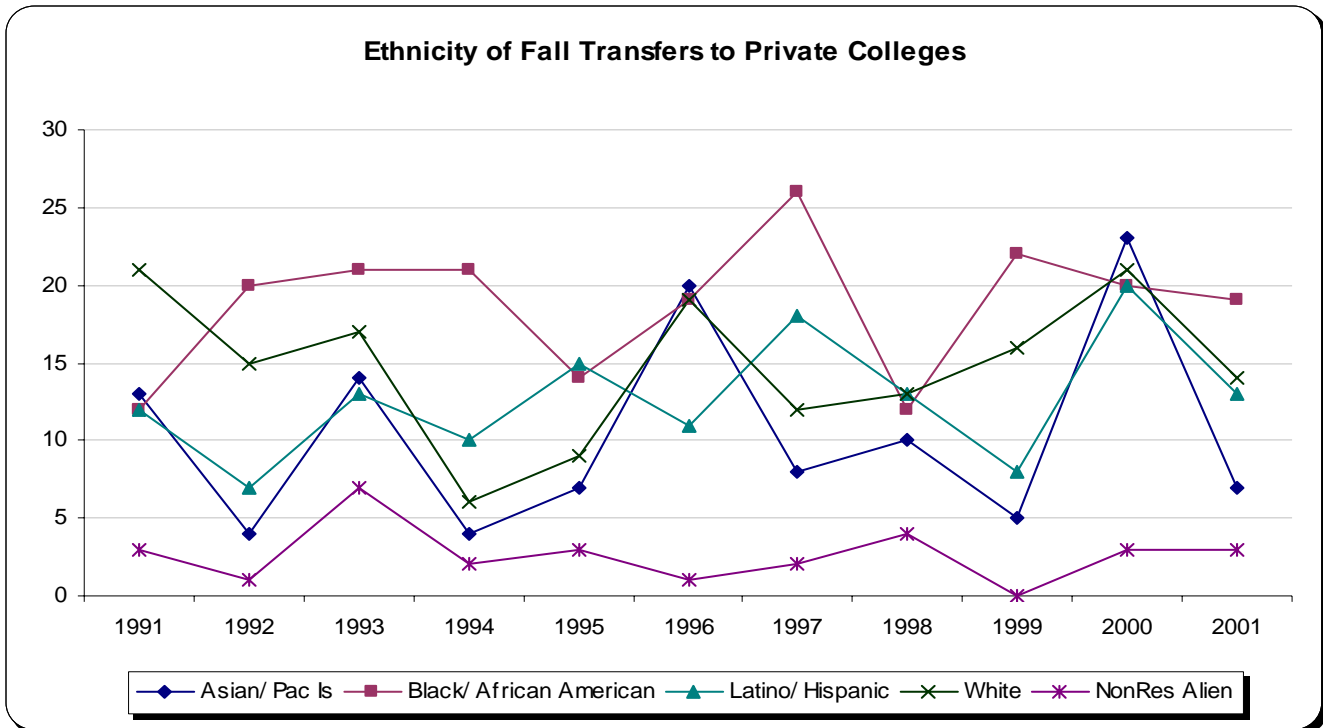
### Ethnic Distribution of Fall Transfers to the California State Colleges and Universities Fall 1993—Fall 2003



|             | Asian / Pacific Islander |       | Black / African American |       | Hispanic/ Latino |       | White |       | Non-Res Alien | Other | Unknown | Total |        |
|-------------|--------------------------|-------|--------------------------|-------|------------------|-------|-------|-------|---------------|-------|---------|-------|--------|
| <b>1993</b> | 74                       | 36.3% | 33                       | 16.2% | 70               | 34.3% | 27    | 13.2% | 20            | 6     | 9       | 239   | 100.0% |
| <b>1994</b> | 44                       | 22.8% | 48                       | 24.9% | 71               | 36.8% | 30    | 15.5% | 28            | 4     | 13      | 238   | 100.0% |
| <b>1995</b> | 61                       | 27.9% | 56                       | 25.6% | 67               | 30.6% | 35    | 16.0% | 17            | 6     | 14      | 256   | 100.0% |
| <b>1996</b> | 60                       | 29.7% | 41                       | 20.3% | 72               | 35.6% | 29    | 14.4% | 21            | 9     | 15      | 247   | 100.0% |
| <b>1997</b> | 58                       | 22.4% | 56                       | 21.6% | 114              | 44.0% | 31    | 12.0% | 23            | 11    | 24      | 317   | 100.0% |
| <b>1998</b> | 27                       | 15.9% | 35                       | 20.6% | 77               | 45.3% | 31    | 18.2% | 8             | 1     | 17      | 196   | 100.0% |
| <b>1999</b> | 34                       | 17.7% | 31                       | 16.1% | 90               | 46.9% | 37    | 19.3% | 13            | 8     | 14      | 227   | 100.0% |
| <b>2000</b> | 50                       | 23.6% | 30                       | 14.2% | 109              | 51.4% | 23    | 10.8% | 9             | 11    | 12      | 244   | 100.0% |
| <b>2001</b> | 40                       | 17.6% | 27                       | 11.9% | 122              | 53.7% | 38    | 16.7% | 19            | 12    | 15      | 273   | 100.0% |
| <b>2002</b> | 35                       | 15.0% | 31                       | 13.2% | 117              | 50.0% | 51    | 21.8% | 20            | 8     | 20      | 282   | 100.0% |
| <b>2003</b> | 45                       | 21.7% | 31                       | 15.0% | 93               | 44.9% | 38    | 18.4% | 0             | 15    | 27      | 249   | 100.0% |

Source: California Postsecondary Education Commission on line data system — <http://www.cpec.ca.gov/OnLineData/SelectFinalOptions.asp>

**Ethnic Distribution of Fall Transfers to Private Colleges and Universities  
Fall 1993—Fall 2001**



|             | Asian/ Pac Is |       | Black/ African American |       | Latino/ Hispanic |       | White |       | Other | NonRes Alien | Unknown | Totals |
|-------------|---------------|-------|-------------------------|-------|------------------|-------|-------|-------|-------|--------------|---------|--------|
| <b>1991</b> | 13            | 22.4% | 12                      | 20.7% | 12               | 20.7% | 21    | 36.2% | 0     | 3            | 1       | 62     |
| <b>1992</b> | 4             | 8.7%  | 20                      | 43.5% | 7                | 15.2% | 15    | 32.6% | 0     | 1            | 3       | 50     |
| <b>1993</b> | 14            | 21.5% | 21                      | 32.3% | 13               | 20.0% | 17    | 26.2% | 2     | 7            | 4       | 78     |
| <b>1994</b> | 4             | 9.8%  | 21                      | 51.2% | 10               | 24.4% | 6     | 14.6% | 0     | 2            | 0       | 43     |
| <b>1995</b> | 7             | 15.6% | 14                      | 31.1% | 15               | 33.3% | 9     | 20.0% | 0     | 3            | 1       | 49     |
| <b>1996</b> | 20            | 29.0% | 19                      | 27.5% | 11               | 15.9% | 19    | 27.5% | 0     | 1            | 2       | 72     |
| <b>1997</b> | 8             | 12.5% | 26                      | 40.6% | 18               | 28.1% | 12    | 18.8% | 0     | 2            | 1       | 67     |
| <b>1998</b> | 10            | 20.8% | 12                      | 25.0% | 13               | 27.1% | 13    | 27.1% | 0     | 4            | 2       | 54     |
| <b>1999</b> | 5             | 9.8%  | 22                      | 43.1% | 8                | 15.7% | 16    | 31.4% | 0     | 0            | 0       | 51     |
| <b>2000</b> | 23            | 27.4% | 20                      | 23.8% | 20               | 23.8% | 21    | 25.0% | 0     | 3            | 4       | 91     |
| <b>2001</b> | 7             | 12.1% | 19                      | 32.8% | 13               | 22.4% | 14    | 24.1% | 0     | 3            | 2       | 58     |

Source: California Postsecondary Education Commission on line data system — <http://www.cpec.ca.gov/OnLineData/SelectFinalOptions.asp>

**Destination Campus of  
Transfers to the University of California, California State Colleges and Universities,  
and Private Institutions  
1989-90 — 2002-2003**

| University of California Full Year Transfers by Destination Campus |               |               |               |               |               |               |               |               |               |               |               |               |               |               |
|--|---------------|---------------|---------------|---------------|---------------|---------------|---------------|---------------|---------------|---------------|---------------|---------------|---------------|---------------|
|  | 1989/<br>1990 | 1990/<br>1991 | 1991/<br>1992 | 1992/<br>1993 | 1993/<br>1994 | 1994/<br>1995 | 1995/<br>1996 | 1996/<br>1997 | 1997/<br>1998 | 1998/<br>1999 | 1999/<br>2000 | 2000/<br>2001 | 2001/<br>2002 | 2002/<br>2003 |
| Berkeley   | 7             | 8             | 5             | 8             | 15            | 4             | 8             | 9             | 10            | 7             | 11            | 8             | 16            | 16            |
| Davis  | 3             | 3             | 0             | 0             | 0             | 0             | 1             | 3             | 0             | 2             | 0             | 1             | 0             | 0             |
| Irvine   | 3             | 7             | 4             | 5             | 5             | 5             | 7             | 5             | 3             | 1             | 2             | 2             | 10            | 10            |
| Los Angeles  | 64            | 71            | 64            | 64            | 57            | 59            | 55            | 51            | 45            | 40            | 47            | 35            | 50            | 50            |
| Riverside  | 1             | 0             | 1             | 1             | 6             | 2             | 6             | 5             | 7             | 6             | 7             | 5             | 3             | 3             |
| San Diego  | 1             | 0             | 2             | 3             | 2             | 0             | 1             | 2             | 2             | 0             | 2             | 3             | 3             | 3             |
| Santa Barbara  | 1             | 6             | 6             | 1             | 4             | 3             | 5             | 5             | 3             | 1             | 0             | 4             | 2             | 2             |
| Santa Cruz   | 4             | 1             | 2             | 1             | 3             | 5             | 2             | 1             | 3             | 0             | 0             | 0             | 1             | 1             |
| <b>Total</b>   | <b>84</b>     | <b>96</b>     | <b>84</b>     | <b>83</b>     | <b>92</b>     | <b>78</b>     | <b>85</b>     | <b>81</b>     | <b>73</b>     | <b>57</b>     | <b>69</b>     | <b>58</b>     | <b>85</b>     | <b>85</b>     |

| California State University Full Year Transfer by Destination Campus |               |               |               |               |               |               |               |               |               |               |               |               |               |               |
|--|---------------|---------------|---------------|---------------|---------------|---------------|---------------|---------------|---------------|---------------|---------------|---------------|---------------|---------------|
|  | 1989/<br>1990 | 1990/<br>1991 | 1991/<br>1992 | 1992/<br>1993 | 1993/<br>1994 | 1994/<br>1995 | 1995/<br>1996 | 1996/<br>1997 | 1997/<br>1998 | 1998/<br>1999 | 1999/<br>2000 | 2000/<br>2001 | 2001/<br>2002 | 2002/<br>2003 |
| Bakersfield  | 1             | 2             | 2             | 1             | 2             | 0             | 0             | 0             | 2             | 3             | 4             | 3             | 0             | 3             |
| Chico  | 1             | 0             | 1             | 1             | 1             | 1             | 2             | 1             | 2             | 5             | 3             | 0             | 1             | 0             |
| Dominguez Hills  | 42            | 56            | 43            | 42            | 36            | 37            | 45            | 39            | 63            | 52            | 46            | 43            | 40            | 38            |
| Fresno   | 1             | 2             | 1             | 0             | 0             | 1             | 1             | 3             | 0             | 0             | 0             | 1             | 1             | 3             |
| Fullerton  | 2             | 3             | 1             | 8             | 5             | 6             | 3             | 7             | 5             | 0             | 7             | 3             | 7             | 9             |
| Hayward  | 2             | 1             | 0             | 3             | 0             | 0             | 2             | 1             | 1             | 1             | 1             | 0             | 1             | 0             |
| Humboldt   | 5             | 0             | 2             | 5             | 0             | 0             | 1             | 3             | 0             | 0             | 2             | 0             | 2             | 2             |
| Long Beach   | 31            | 33            | 36            | 22            | 28            | 42            | 28            | 26            | 32            | 23            | 31            | 24            | 37            | 16            |
| Los Angeles  | 270           | 261           | 224           | 182           | 157           | 183           | 174           | 197           | 255           | 176           | 186           | 222           | 245           | 278           |
| Monterey Bay   | 0             | 0             | 0             | 0             | 0             | 0             | 0             | 2             | 0             | 1             | 0             | 0             | 0             | 1             |
| Northridge   | 90            | 99            | 79            | 70            | 88            | 81            | 101           | 97            | 87            | 83            | 77            | 109           | 136           | 119           |
| Pomona   | 39            | 37            | 38            | 18            | 44            | 22            | 21            | 20            | 18            | 14            | 9             | 15            | 13            | 16            |
| Sacramento   | 2             | 2             | 2             | 1             | 1             | 2             | 0             | 0             | 0             | 2             | 0             | 1             | 0             | 2             |
| San Bernardino   | 11            | 13            | 21            | 9             | 7             | 7             | 11            | 11            | 6             | 1             | 2             | 0             | 3             | 4             |
| San Diego  | 2             | 4             | 2             | 4             | 4             | 5             | 6             | 5             | 3             | 2             | 3             | 2             | 3             | 1             |
| San Francisco  | 11            | 5             | 10            | 13            | 15            | 9             | 15            | 7             | 4             | 5             | 9             | 2             | 5             | 9             |
| San José   | 1             | 8             | 3             | 1             | 2             | 2             | 3             | 0             | 0             | 1             | 2             | 0             | 1             | 1             |
| San Luis Obispo  | 2             | 4             | 1             | 1             | 0             | 0             | 1             | 0             | 1             | 0             | 1             | 0             | 1             | 0             |
| San Marcos   | 0             | 0             | 0             | 0             | 0             | 0             | 1             | 3             | 1             | 0             | 0             | 0             | 0             | 0             |
| Sonoma   | 1             | 2             | 2             | 0             | 2             | 1             | 1             | 0             | 0             | 0             | 0             | 4             | 1             | 0             |
| Stanislaus   | 4             | 1             | 0             | 0             | 1             | 0             | 0             | 0             | 1             | 0             | 0             | 1             | 2             | 0             |
| <b>Total</b>   | <b>518</b>    | <b>533</b>    | <b>468</b>    | <b>381</b>    | <b>393</b>    | <b>399</b>    | <b>416</b>    | <b>422</b>    | <b>481</b>    | <b>369</b>    | <b>383</b>    | <b>430</b>    | <b>499</b>    | <b>502</b>    |

Source: California Postsecondary Education Commission on line data system — <http://www.cpec.ca.gov/OnLineData/SelectFinalOptions.asp>

**Destination Campus of  
Transfers to the University of California, California State Colleges and Universities,  
and Private Institutions\*  
Fall 1991—Fall 2001**

| Private Colleges and Universities Destination Campus by Fall Semester |           |           |           |           |           |           |           |           |           |           |           |
|---|-----------|-----------|-----------|-----------|-----------|-----------|-----------|-----------|-----------|-----------|-----------|
|   | 1991      | 1992      | 1993      | 1994      | 1995      | 1996      | 1997      | 1998      | 1999      | 2000      | 2001      |
| Art Center College of Design  | 1         |           |           | 2         | 1         | 3         | 1         | 1         | 1         | 1         | 1         |
| Azusa Pacific University  |           | 2         |           |           |           | 3         |           |           | 1         |           |           |
| Biola University  |           | 1         | 3         |           | 2         | 1         |           |           |           | 1         |           |
| California Baptist University   | 1         |           |           |           |           |           |           |           | 1         |           | 1         |
| California College of Arts and Crafts                                 |           |           | 1         |           |           |           |           |           |           |           |           |
| California Institute of the Arts                                      | 1         | 3         |           |           | 2         |           |           |           |           |           | 1         |
| Chapman University  |           |           |           | 2         | 1         |           |           |           |           | 1         |           |
| Claremont McKenna College   |           |           |           | 1         |           |           |           | 1         |           |           |           |
| Golden Gate University  |           |           | 1         |           |           |           |           |           | 1         |           |           |
| Harvey Mudd College   |           |           |           |           |           |           |           |           |           | 1         |           |
| Holy Names College  |           |           |           | 1         | 1         |           |           |           |           |           |           |
| Hope International University   |           |           |           |           | 1         | 1         | 1         | 2         |           |           |           |
| La Sierra University  |           |           |           |           | 1         |           | 2         |           |           | 4         |           |
| Loma Linda University   | 1         | 2         |           |           |           |           |           | 1         |           |           |           |
| Loyola Marymount University   |           | 1         |           |           |           |           | 5         |           |           | 3         |           |
| Master's College, The   |           |           |           |           | 1         |           |           | 2         |           |           | 1         |
| Mount Saint Mary's College  |           | 5         | 4         | 4         | 7         | 4         |           |           | 4         | 2         | 1         |
| National University   | 23        | 32        | 27        | 28        | 19        | 25        | 42        | 23        | 31        | 35        | 16        |
| Occidental College  |           |           |           |           |           |           |           |           |           | 2         | 1         |
| Otis College of Art and Design  |           |           |           |           | 4         |           | 1         | 2         | 2         | 6         | 2         |
| Pacific Oaks College  |           |           |           |           | 1         |           |           | 1         | 1         | 1         | 1         |
| Pepperdine University   |           |           |           |           |           | 3         |           | 1         | 2         |           |           |
| Point Loma Nazarene University  | 1         |           |           |           |           |           |           | 1         |           |           |           |
| Pomona College  |           |           |           |           |           |           | 1         |           |           |           |           |
| San Francisco Art Institute   |           |           |           |           |           |           | 1         |           |           |           |           |
| United States International University                                |           | 1         |           |           |           |           |           |           |           |           |           |
| University of La Verne  |           |           |           |           |           |           |           |           |           | 3         | 1         |
| University of Redlands  |           |           |           |           | 1         |           | 1         |           |           |           |           |
| University of San Francisco   | 2         | 1         | 3         | 2         | 2         | 1         | 2         |           |           | 1         |           |
| University of Southern California                                     | 27        | n/a       | 37        | n/a       | n/a       | 31        | n/a       | 13        | n/a       | 23        | 17        |
| University of the Pacific   |           | 1         |           |           | 1         |           | 1         |           | 1         | 1         |           |
| University of West Los Angeles  | 1         | 1         |           |           | 1         |           | 3         | 1         | 2         |           | 14        |
| Whittier College  |           |           |           |           |           |           |           | 1         |           |           | 1         |
| Woodbury University   | 4         |           | 2         | 3         | 3         |           | 6         | 4         | 4         | 6         |           |
| <b>Total</b>  | <b>62</b> | <b>50</b> | <b>78</b> | <b>43</b> | <b>49</b> | <b>72</b> | <b>67</b> | <b>54</b> | <b>51</b> | <b>91</b> | <b>58</b> |

**Source:** California Postsecondary Education Commission on line data system — <http://www.cpec.ca.gov/OnLineData/SelectFinalOptions.asp>

**Note:** Reporting of transfer data by private institutions is voluntary, resulting in missing data in some cases.

