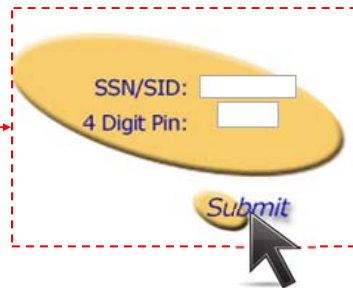
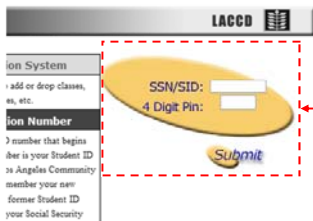


What's after FAFSA?



REGISTER FOR CLASSES

1. Go to www.lacitycollege.edu and click on "Register for Classes" to access the Student Information System

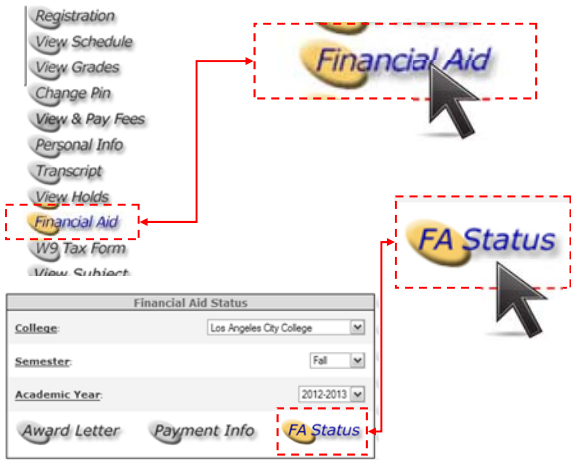


2. Input your Student Id Number/SSN and your PIN (the default PIN is your month and day of birth [mmdd])



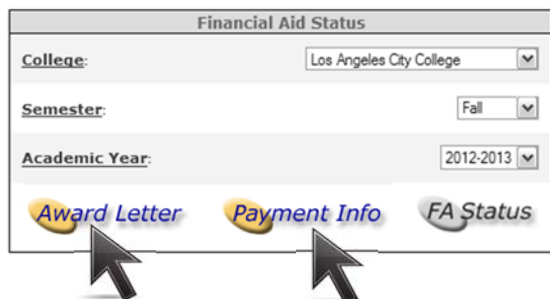
3. Click on Online Forms to:

- Select LACC as your Financial Aid Processing School (This item will be available 5-7 days after your FAFSA is submitted. LACC will be an option if it is listed on your FAFSA.)
- Update your Authorization of Charges (recommended)
- View your Educational Goal (you must pursue a Transfer, Associate Degree, and/or a Certificate program to be eligible for financial aid. See your academic counselor to revise your educational goal)



4. Click on Financial Aid. Then, select your financial aid processing school, the semester, and the academic year to:

- Check your financial aid status. It will be either: (allow 5-7 days after you submit your FAFSA for this information to be available).
 - "Your application is awaiting to be reviewed"
At this point the financial aid office does not require any further action from your part to complete the review of your application. Additional documents may be necessary after the review.
 - "Required Documents"
The listed documents must be submitted by the student to the financial aid office for processing. Additional documents may be necessary upon review.
 - "Your financial aid file is complete as of... "
Your application has been reviewed, your award letter should be available soon.



5. Once your Financial Aid application is processed by LACC, from the FA Status menu, you will be able to:

- See your Award Letter
- See approximate payment information